




The Garden Spray



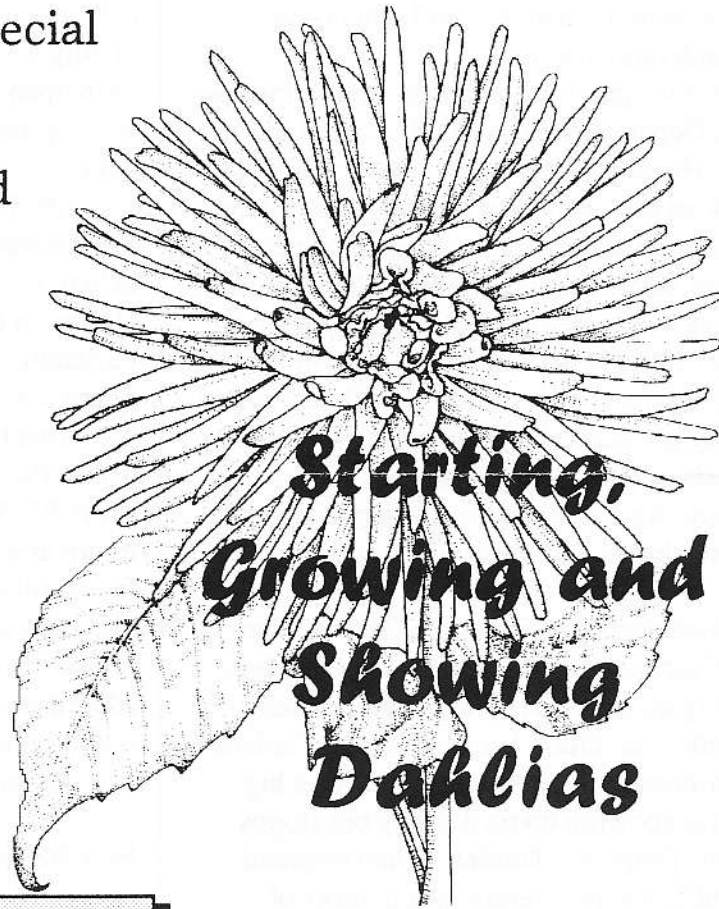
Bulletin of the Men's Garden Club of Minneapolis, Inc.

Affiliated with Gardeners of America and the Minnesota State Horticultural Society

April 1992, Volume 50, Number 4



Don't miss this special presentation, demonstration and hands-on workshop with MGCM member and Mentor Gardener *Larry Bagge* at the April MGCM Dinner Meeting.



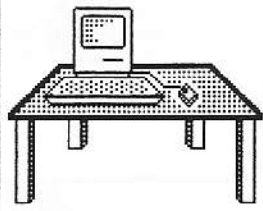
**Starting,
Growing and
Showing
Dahlias**

Inside:

page 2/	Editor's Column
	Garden Tours
page 3/	President's Column
page 4/	March Meeting Report
page 5/	Guide on Dahlias
page 7/	Events Calendar
page 8/	You Would Have Liked...
	Harold Kaufmann

Tuesday, April 14
Lake Harriet United
Methodist Church
Dinner: 6:00 p.m.

Return your reservation card to Eldon Hugelin now to reserve your place.



The Editor's Desk
Andy Marlow

This is dahlia month for MGCM. Both our program this month (see page 1) and Terry Robertson's interview with Harold Gulde (see page 5) focus on this magnificent flower. We hope you dahlia fanatics – and others – enjoy this month immensely.

Lee Gilligan has heard from the Minneapolis Park Department about the Historic J.H. Stevens House. The Stevens House is a project we took on last year. The project involved the planting of materials appropriate to the period in which the house was originally built. They have invited us to the grounds at 1:00 p.m. on Tuesday May 12, to help clean up the garden we planted last year. Mary Lerman will be there to look over the garden and see if there is anything that needs to be replaced. Saturday June 6th at 10:00 a.m. we will be putting in replacements for plants that did not make it through the winter.

Chuck Carlson, Fragrance Garden Committee Czar, reports that seven hearty workers - Lee Gilligan, Dick Arnevik, Glenn Bartsch, Kent Petterson, Eldon Hugelin, Chuck Carlson and non-member Jim Nelson - deserve a big thanks for showing up on a sunny but sloppy day at the Fragrance Garden. They trimmed trees and lilacs, plus removed a number of Amur Maples. Thanks, gentlemen!

The Minnesota Hosta Society is our newest gardening organization. Their first meeting was Saturday, March 22 at the Minnesota Landscape Arboretum in Chanhassen, Minnesota. The new club is affiliated with both the American Hosta Society and the Midwest Regional Hosta Society. They are actively seeking additional charter members. Contact MGCM members Roger

(Continued page 4)

50th Anniversary Garden Tour Announced

by Bill Hull, 50th Anniversary Committee Chair

The biggest summer of event of the Men's Garden Club of Minneapolis 50th Anniversary celebration will be garden tours on the weekend of July 11 and 12. There will be two big events, each open to the public for a fee, as well as wide spread involvement by each of us in the Club.

On Saturday, July 11, we will sponsor three buses for people who want to take a deluxe trip – going to the gardens of Carleton Nelson in Bloomington, Roger Koopmans in Faribault, Jerry Shannon in Saint Paul, Phil Smith and Dave Johnson, both in Golden Valley. This tour will depart from the parking lot at Christ Presbyterian Church, Highway 100 and West 70th Street in Edina, at 11:00 a.m. and return at 4:00 p.m. The tour highlights these fine gardens, includes a quality box lunch en route to Faribault and costs only \$24.00 per person, by reservation only. It will be widely advertised to the gardening public and we hope it will be very successful.

As an option, people may do their own driving to the same local gardens, plus those of Bob Stepan and Harold Gulde, either Saturday

(Continued page 3)

The Garden Spray is published monthly by the Men's Garden Club of Minneapolis, Inc., for its members and friends. The Men's Garden Club of Minneapolis is a not-for-profit, equal opportunity organization.

Editor.....Andrew J. Marlow
Staff.....Mary Maynard,
Robert C. Olson, Terry Robertson



The Freedom Garden

Gregory P. Smith
President, MGCM



Spring is in the air, the snow is gone, seedlings are growing under lights, and the Minnesota northern gardener is anxiously awaiting the day they can get their hands into the soil. That day will be here soon, but it never seems to come soon enough!

A wonderful time was enjoyed by all at the Dayton-Bachman Flower Show last month. Dale Bachman and company put on one of the best indoor flower shows in the USA. We are fortunate to be associated with such progressive horticulturists. However, this event only further stimulates our desire to get outdoors again.

Today I saw a neighbor raking his yard. I

wanted to tell him he must wait for the new young grass to take root, but instead I said, "Do you like gardening?" He said, "yes," so I invited him to our April meeting where Mentor Gardeners share their knowledge about favorite plants.

I explained that we also have a plant auction coming up May 12, tours of members' gardens during the summer, a 50th Anniversary Banquet, etc., etc. We parted with a friendly goodbye. On my way home I made an extra stop at the garden center and picked up some radish and lettuce seeds just in case I couldn't wait, either.

Garden Tours

(Continued from page 2)

or Sunday of that same weekend. This tour will be by ticket only, which must be shown for punching at each garden. The cost will be \$7.00 per person.


In order to let MGCM members be involved in all this, each member will be given five tickets at the April dinner meeting. The member has responsibility for selling those tickets (and as many others as they like) to friends, neighbors or the general public; whoever is interested. Payments should reach Jim Perrin and the accounting completed by July 1, 1992.

This is our big money raising activity of the summer, and its purpose is to finance at least one college-level scholarship for a deserving horticulture student. Announcements of the

scholarship and application forms have already been distributed to various colleges and universities in the state, so we are committed to this project (a decision initiated by the 50th Anniversary Committee and ratified by your Board of Directors).

Don't worry. If you can't make it to the April meeting, the committee will mail your five tickets to you. You would not want to miss being involved in this worthy cause — just as you would not want to miss the great tours that weekend.

The tours are under the leadership of Dave Johnson and the scholarship awards supervised by Kent Petterson, plus the other members of the respective subcommittees.



MGCM Meeting Report

by Terry Robertson

This month's featured speaker was Dale Bachman who was one of the organizers of this year's Dayton - Bachman Spring Flower Show. This year's show was titled Flowers and Fjords and was a celebration of rural Scandinavia. But that's not how it began.

The theme for this year's show was to be a rural theme, something quite different from the formal Italian garden in last year's show. It was to be tied in with the 'Discover America' theme with Columbus in 1992. The thought was to have something similar to Little House on the Prairie. That idea did not last long.

The next idea was for a rural English garden. After doing much research on English country gardens, this idea also went away. The next idea was for something relating to the Soviet Union. More research and pouring over resources on botanical gardens in the Soviet Union. But, horticulturally, things aren't too developed in what was then the Soviet Union. So it looked like it was going to be a challenge. It seemed like what you could eat was grown in the Soviet Union. And, if you could not eat it, it really wasn't grown in the Soviet Union. Then the Soviet Union collapsed and they felt that it would not be in the best interest to salute a Soviet spring in those conditions.

They changed the theme again. This happened toward the end of December and some of the planned plant materials being grown for the Soviet theme were being harvested and the new idea would have to come from a similar area.

Just before Christmas they decided to move a little bit to the northwest to Scandinavia. There was very little material available on

Scandinavian gardens and Dale had to rely on information from friends and family members who have either lived in Scandinavia or had traveled to the area. After contacting people from Denmark, Norway and Finland, Dale had a fairly comprehensive list of plant materials needed for the show. The list included plants like begonias, daisies, roses, rhododendrons, azaleas, heather, pine, fir, aspen and clematis. Dale then visited Bailey Nurseries west coast operations, in Oregon, where he located some lingonberry plants.

The show's arrangement was designed by Jack Barkla. The set featured more than just live plant materials, there were also some live Scandinavian farm animals present. Also included were a reproduction of Carl Larsson's house from Sweden including a table setting and flower arrangements, a rough-hewn lumber shelter for the geese, a shake roof stable in which resided a very pregnant Norwegian Fjord horse, a gazebo and a traditional sod-roof house.

Along the entrance to the show were thirty-six prints painted by Carl Larsson. These prints were inspired by everyday life in and around his home town of Dalarna, Sweden.

If you didn't get a chance to visit the show perhaps members who took pictures would be willing to share their photos at the next meeting.

Editor's Notes

(Continued from page 2)

Koopmans or Dr. Bob Olson (who is, incidentally Vice-President of the American Hosta Society) for more information.

Gulde Talks About Dahlias

by Terry Robertson

Harold Gulde is an expert in the fine art of growing, among other things, Dahlias. Harold's garden has been featured on past MGCM garden tours, and he is planning on showing his gardens again this year on the 50th anniversary garden tours. Unfortunately the tours will take place too early for those interested in viewing dahlias. You may want to call Harold for a private tour later in the season, and catch his dahlias when they are in their prime blooming season.

Why grow dahlias? They are easy to grow. They have a long blooming period. They respond well to care. And they are easy to 'deadhead', or remove the fading flowers.

If you haven't yet ordered your dahlia tubers, it's not too late, but you'd better be quick. If you do place an order make sure you specify delivery for late April. You don't want to have them delivered before the danger of frost has past. You also don't want to have to store them any longer than necessary. By all means, stay away from those prepackaged tubers sold in the department and discount stores and garden centers. These are almost always very poor quality field tubers. This piece of advice seems to be coming up in conversation all too often.

Once you've got your tubers you'll want to store them in a cool dark place until the 1st of May. Then pot them up in some sterile soil and put them under lights or in a warm sunny window. Around the middle of May, after the last frost, your dahlias should be up and growing. Take them outside to harden off, for a week or so, and then plant them in your garden.

If you would rather not prepot the tubers, you can wait till May 15th and plant the tubers

directly in your garden. Make sure that the tuber is lying flat with the eye pointed up. Plant them between 4 and 6 inches deep, depending on your soil conditions. Dahlias can grow to be very large bushy plants so give them plenty of room. If you have the space, plant them 2 to 2 1/2 feet apart.

Dahlias do not have very deep root systems so they need a heavier soil and rigid support. Harold likes to start with small bamboo stakes. As they grow and mature he puts in large reinforcing rods for support.

A little bone meal mixed into the soil under the tuber will help it start out. Adding a little 10-10-10 once a month will insure continued healthy growth. As the plants begin pushing up out of the soil you will need to protect them for the first couple of weeks from the dreaded cut worm. Before they get too big and begin setting buds you will want to spray the underside of the leaves with a miticide, to get rid of any red spider mite that may be feeding on your plants. The plants shouldn't need any more insecticide or fungicide the rest of the season.

Once the plants are established and have grown up a few inches it is time to begin the process of grooming. If the tuber puts forth more than a single main stalk, remove the smaller stalk(s). During June the plants should be 'topped'. Take off the very top growth from each branch. This will encourage lateral growth.

Next comes 'disbudding'. As the plant sets buds you will want to remove all of the side buds nestled under each leaf, and leave only the terminal bud on each branch. The plant will not

(Continued page 6)

Gulde On Dahlias

(Continued from page 5)

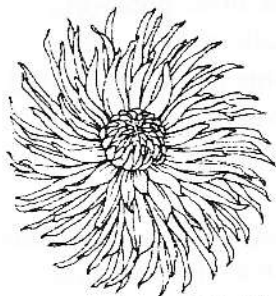
have as many flowers but will develop larger more intensely colored flowers.

If you intend to show your dahlia blooms you will need to visit your local thrift shop and purchase a few umbrellas. The flower buds need to be protected from full sun until they are fully opened. The lower petals which are the outermost on the buds tend to burn very easily.

As the flowers begin to fade, snip them off and the plant will redirect its energy to other parts of the plant, such as other flowers or enlarging the tubers.

As the growing season draws to a close, keep your plants well groomed. Wait one week after the first freeze before digging the tubers. Divide the tubers to a single tuber. Wash off all soil. Dip in a good fungicide. Place the tubers in a tub of dry sand and place the tub in a room that is maintained at 45 to 50 degrees. Check the tubers about once a month for rot. If you only grow a few plants it may be more efficient to compost the the entire plant, tubers and all, and start out with newly purchased tubers next year.

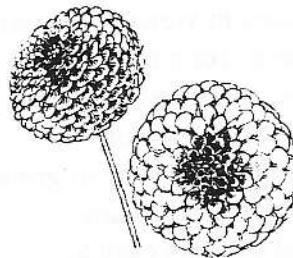
Now on to what to grow. Dahlias come in many different sizes, colors, and forms. There



Cactus Flowered Dahlia

are four main forms: Formal decorative, Informal decorative, Cactus and Semi-cactus. The different forms describe the curvature of the petals of the flower. Formal decorative is a very compact flower with upturned petals. Informal decorative has a slight downward twist at the end of the petal. Semi-cactus petals are

are curled into an almost tubular form from the tip to about the mid-point of the petal. Cactus petals are curled into an almost tubular form all the way to the base of the petal. There are several more exotic forms with a few different selections in each form.



Pom Pom Dahlia

The sizes from largest to smallest are AA, A, B, BB, Miniature, and Pom. Size AA goes from 10 inches on up. Size A is 8 to 10 inches. Size B is 6 to 8 inches. Size BB is 4 to 6 inches. Miniature is 2 to 4 inches. And Pom is 2 inches or less. There are two other categories known as waterlilies and balls.

Though they are judged in 15 different color categories, I suspect there are as many colors of dahlias as there are crayons. The most popular color for dahlias appears to be red.

Harold prefers to purchase new tubers every year. He prefers the sources on the west coast. A couple of Harold's favorite sources of tubers are:

Alpen Gardens
173 Lawrence Lane
Kalispell, Montana 59901
(fine selection of small dahlias)

and

Connell's Dahlias
10216 40th Ave. East
Tacoma, WA 98446.

(Continued page 7)

Gulde On Dahlias

(Continued from page 6)

The Dahlia Society has a spring sale every year. This could be a good source of tubers, certainly better than a garden center or discount store. The Dahlia Society also maintains a trial garden at the Minnesota Landscape Arboretum and they have a flower show at the State Fair.

Here is a list of recommended dahlias from Harold's garden armchair:

Size A and AA

Islander	<i>dark pink</i>
Zorro	<i>dark red</i>

Size B

Magic Moment	<i>white</i>
April Down	<i>light blend</i>

Size BB

Match	<i>bicolor</i>
Gay Princess	<i>light blend</i>

Size Miniature

Rebecca Lynn	<i>dark pink</i>
--------------	------------------

Size Pom

Lismore Peggy	<i>pink</i>
---------------	-------------

Harold claims these are the easiest to grow and would be perfect for the beginner or the old timer alike. So go forth and gather your tubers and have a wonderful year growing dahlias. If you have any further questions please call Harold. And be sure to stop by and see his garden when his dahlias are in full bloom.

Coming Attractions

April 4 - 8:30 a.m.

MSSH 5th District Spring Gardening Seminar
Robbinsdale Junior High School

April 7 - 7:30 p.m.

MGCM Board Meeting
Eldon Hugelen's House

April 13 - 7:00 p.m.

50th Anniversary Committee Meeting
Christ Presbyterian Church

April 14 - 6:00 p.m.

MGCM Dinner Meeting
Lake Harriet Church

April 25 - 8:00 a.m.

Fragrance Garden Clean-up

May 5 - 7:30 p.m.

MGCM Board Meeting
Mel Anderson's House

May 9 - 9:30 a.m.

MGCM Arbor Day Planting
Lake Harriet Rose Garden area

May 11 - 7:00 p.m.

50th Anniversary Committee Meeting
Christ Presbyterian Church

May 12 - 1:00 p.m.

Stevens House Garden Clean-up

May 12 - 6:00 p.m.

MGCM Plant Auction
Lynhurst Community Center

May 23 - 8:00 a.m.

Fragrance Garden Planting

June 2 - 7:30 p.m.

MGCM Board Meeting
Lloyd Wittstock's House

You Would Have Liked... HAROLD KAUFMANN



50th Anniversary Feature

by Bill Hull

Harold R. Kaufmann was another first class gentleman and a powerhouse in our club. I can't help noting that if he were alive, he would be an even 100 next July 9. Starting in our club in 1943, just our second year, Harold made tremendous contributions over a period of about 22 years.

He was of that generation that never had to be asked twice, usually not even the first time, because he stepped in to do what he saw needing doing. As a Charter Life Underwriter for Northwestern National Life (someone tell me what that is), he and wife Mildred lived for years at 4127 Washburn Ave. S. There he expressed his love for "mums, roses, annuals, fluorescent light gardening and tools and gadgets," to use his own comments.

When he quit gardening he had a gadget sale for MGCM members at his home - at which time he practically gave away his garden tools.

He served us in lots of unofficial ways plus these official positions: auction chairman, flower show chairman, secretary, president (1947), Special Interest Groups chairman in 1954-55. It must be told how he organized those groups, supervised their meetings and required annual reports of new and trusted varieties. He even issued a special book-form report of all of those groups one year.

He also served his community. Among other achievements, I know he was a past president of the Jewish Family and Childrens' Services. He was a good man. We should all be so good.

Return to:

The Garden Spray of MGCM, Inc.
Andrew J. Marlow, Editor
10700 Minnetonka Boulevard
Hopkins, MN 55343-6744

MEN'S GARDEN CLUB OF MINNEAPOLIS, INC.
CLUB OFFICERS:

President: Gregory P. Smith
1540 Rhode Island Ave. No., Golden Valley, MN 55416

Vice-President: Lee Gilligan
6506 W. Broadway, Brooklyn Park, MN 55428

Secretary: Eldon Hugelen
7473 W. 142nd St. Court, Apple Valley, MN 55124

Treasurer: Melvin C. Anderson
5701 35th Ave. So., Minneapolis, MN 55417

Past President: Merle Thomas Pulley
3852 Pleasant Ave. So., Minneapolis, MN 55409

DIRECTORS:

Jack Kolb
2970 Dodd Road, Eagan, MN 55121

Donald A. Powell
346 13th Ave. No., Hopkins, MN 55343

Robert Stepan
7717 Riverdale Drive, Brooklyn Center, MN 55444

Lloyd C. Wittstock
913 19th Ave. S. E., Minneapolis, MN 55414

First Class Mail

Address Correction Requested