




The Garden Spray

Bulletin of the Men's Garden Club of Minneapolis, Inc.

Affiliated with Gardeners of America and the Minnesota State Horticultural Society

August 1998, Volume 56, Number 8



August Double Header... Members' Garden Tour and Flower, Food and Foto Show

Sunday, August 9 Members' Garden Tour

Cost \$12 per person

Reservations must be received by Wednesday, August 5

A maximum of 90 can attend this event. Guests may only be a spouse or significant other.

Itinerary


1. Bus Boarding at 1:30 PM
Lake Harriet United Methodist Church
49th & Chowen Avenue South, Minneapolis, MN
2. Touring
3. Culinary Delights at Gustafson's
4. Back to the church by 7:00 PM (estimated)

Other details and reservation form on page 11.

Saturday August 22 and Sunday August 23 Flower, Food and Foto Show

University of Minnesota Landscape Arboretum
Chanhassen, MN

Show Hours:	Saturday	12:30 to 4:30 PM
	Sunday	11:00 to 4:00 PM
Entry Time:	Saturday	7:00 to 10:30 AM

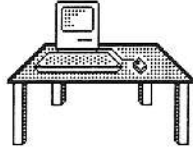


No reservations required

See schedule previously provided for details.

For questions . . .

Contact Margaret Hibberd at 644-8149 or Mary Maynard at 926-7506



The Editor's Desk


Chuck Carlson
Managing Editor

I sent an e-mail to our members that had some information about increasing soil calcium by adding limestone. One of our members, in a follow up e-mail, noted that this is not a good idea for our area because it also reduces soil acidity. The correction was welcome, but it also brought to light something that I was aware of but didn't take into consideration. The information I used was from a newsletter from a different part of the country and, although it may have been correct for that location, it was not for our locality. All of us (particularly me) should consider the source and, when it comes to gardening, also the part of the country where the writer lives. The Minnesota State Horticultural Society makes this point when they refer to the *Minnesota Horticulturist* as the magazine for northern gardening.

The follow up e-mail mentioned above had some good information about tomatoes in particular. With Stanley Crist's approval I repeat it for all you non e-mailers:

Unless you first have your soil tested and find that it is acid, I surely would not recommend putting lime around tomato plants to increase soil calcium. In a great majority of the areas in the Twin Cities, the soil is highly alkaline, often running from 7.5 to nearly 8 pH. The last thing you would want to do, as I see it, is to add lime to such soil.

(continued on page 7)



Coming Attractions

Tuesday, August 4 – 7:30 PM
Board of Directors meeting
Kay Wolfe's house

Sunday August 9
Members' Garden Tour
See page one

Saturday & Sunday August 22 & 23
MGCM's Flower, Food and Foto Show
Minnesota Landscape Arboretum


Tuesday, September 1 – 7:30 PM
Board of Directors meeting
Maurice Lindblom's house

Tuesday, September 8 – 6:30 PM
MGCM Dinner Meeting
Lake Harriet United Methodist Church
49th & Chowen Ave. South

Tuesday, October 6 – 7:30 PM
Board of Directors meeting
Mary Maynard's house

The Garden Spray is published monthly by the Men's Garden Club of Minneapolis, Inc., for its members and friends. The Men's Garden Club of Minneapolis is a not-for-profit, equal opportunity organization.

Managing Editor Chuck Carlson
Production Manager ... Andy Marlow
Staff Tim McCauley,
Mary Maynard, Margaret Hibberd
Howard Berg, and Bob Stepan.



Mary's Meanderings

by Mary Maynard, President MGCM

How could it be August already? Even though we had that nice early spring and a long growing season, it still seems like our summer is flying by!



Photo by Lloyd Wittstock

As you probably know, we had a very successful Biennial Tour. The list of people to thank is very, very long, and I'd forget someone important if I tried to list everyone who worked so hard to make this a success.

If I had to single out a couple of people, I'd mention Howard Berg, who got 150 box lunches for the bus tour in an hour after the lunch supplier lost our order, and Kay Wolfe, who made all the arrangements for the bus tour—something we usually have a committee of four or five people doing. And Mavis Voigt, who did so much for us on publicity.

And, of course, all the gardeners who got their gardens in top shape and devoted 10 hours to hosting hundreds of people. I was on the bus tour, and I heard many, many compliments on the outstanding gardens that were on the tour again this year. I was so inspired after seeing all the gardens that I went home and weeded for several minutes!

And now we have fun things coming up for August. The tour committee has lined up some great gardens for the August tour, and Walt and Melba

Gustafson have invited all of the "tourists" to their place for lunch afterwards.


And, of course, there's the Flower, Food and Foto Show on the 22nd and 23rd. Once again, I urge anyone who hasn't participated in a show to come on out to the Arboretum and give it a try. I waited around for several years before I got the guts to enter in our Show, and those were several years of fun that I missed out on the fun! It's a chance to show off, a learning experience, and a time to see what other members have been growing in their gardens. There is always a lot of variety, and some judges have told me that the quality of our exhibits are second to none. (Not that I would ever brag about the club!) But it can be a little intimidating at times, so here are a few tips and definitions that can help the first-time exhibitor:

For flowers, the judges will look for uniformity; cultural perfection (minimize insect damage, wilting, etc.); true to variety or type; "more to come" — not quite fully bloomed out; proper horticultural naming; and good grooming (dust, rain spatters, spray or insects gently washed or brushed off). The number of blooms, stems, sprays etc. must conform with the requirements of the show schedule. This is very important. Last year this cost one entrant who had the best specimen a major award. Also, there should be no foliage on stems below the water line.

Some definitions of terms from the schedule, according to the MSHS Exhibiting and Judging Handbook:


- Bloom: an individual flower
- Branch: an offshoot from the main stem of a plant

(continued on page 6)



Bob's Top Ten Picks... Minnesota Hardy Dwarf Conifers

For those of you who didn't hear Bob Livingston's talk on dwarf conifers at the June MGCN dinner meeting, Bob has compiled a list of dwarf conifers which are hardy in Minnesota. Here is his top ten:



(photo by Lloyd Wittstock)

- *Abies, concolor* 'Glauca Compacta' — White Fir
- *Chamaecyparis, pisifera* 'Golden Pincushion' — Sawara False Cypress
- *Picea, abies* 'Nidiformis Birds Nest' — Norway Spruce
- *Picea, abies* 'Little Gem' — Norway Spruce
- *Picea, pungens* 'Montgomery' — Colorado Spruce
- *Pinus, strobus* 'Blue Shag' — White Pine
- *Pinus, cembra* 'Siberica' — Swiss Stone Pine
- *Pseudotsuga, menziesii* 'Fletcheri' — Douglas Fir
- *Thuja, occidentalis* 'Rheingold' — American Arborvitae
- *Thuja, canadensis* 'Coles Prostrate' — Canadian Hemlock

For what its worth—When viewing the slides during his presentation I made notations that the following struck me as dwarfs that looked good and that I would like to grow; Montgomery, Siberica and Rheingold.

Year of the Tomato

I think just about everybody has grown at least one tomato plant. The National Garden Bureau has designated 1998 as the year of the tomato.

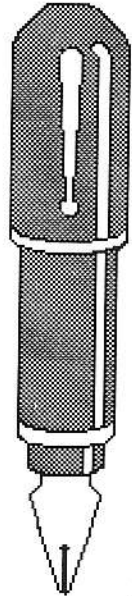
The tomato has a few common names, one being the Love Apple. The most interesting is the Wolf Peach. This name came from its original botanical name *Lycopersicon*. Its literal translation is "wolf peach". Later it was given the botanical name of *Solanum, lycopersicon*. Today it is known as *Lycopersicon, esculentum* or the edible wolf peach—or just tomato.



The tomato is believed to have originated in the Andes Mountains of South America and traveled to Central America where the Mayan or Aztec people domesticated it. These were the tomatoes from which modern tomatoes have descended. At first Europeans thought that they were poisonous and wouldn't eat them. They were first grown by colonists in the North America as ornamentals. Thomas Jefferson grew them in his Monticello garden in about 1781.

In the 1830s Colonel Robert Johnson staged an event and ate a basket full of tomatoes. After this people, started eating them. Now it is probably one of the most popular fruits.

Tomatoes started out cherry size and has been bred into the large ones like *Delicious* which holds the world record at over seven pounds. Just imagine how many go into pizza and pasta sauce, not to say how many are eaten raw.



Board Meeting Minutes

Walt Muehlegger, Secretary

July 7, 1998

Members present:

Howard Berg, Chuck Carlson, Eldon Hugelen, Mary Maynard, Tim McCauley, Ritchie Miller, Walt Muehlegger, Kay Wolfe.

Absent: Maury Lindblom.

The meeting was called to order by President, Mary Maynard at 7:50 P.M.

Secretary's Report: Minutes of the June 2, 1998 Board Meeting were approved.

Treasurer's Report: The June 30, 1998 report was approved as presented.

Vice President's Report: Eldon Hugelen reports that Don Sellinger of Bailey Nurseries will present a program about the care and replacement of trees damaged from the recent wind storms at the October meeting. Bachman's is still on the schedule for poinsettias at the November 10 meeting.

Committee Reports

Flower, Food and Foto Show: Mary reports judges are lined up and everything is on schedule

Membership: No new members.

Perennial Gardens: Kay Wolfe reports we need more plants and more activity.

Tours: Kay and Mary are working out final details. August tours are in the planning stage.

Old Business

Survey: Chuck Carlson will work on survey.

Church Schedule: Finished except Dayton-Bachman's program. May 4, 1999 is set for plant auction.

New Business

We need a regional vice president for MGCA/TGOA.

Board voted to send \$125.00 to Dr. Pellett at the University of Minnesota Horticultural Research Center as a memorial for Bill Jepson.

Adjourn: The meeting was adjourned.


Next meeting on August 4, 1998 at Kay Wolf's home at 7:30 P.M.

Directory Changes

Marty Anderson
2939 Xenwood Avenue South
St. Louis Park, MN 55416
Home Phone: 612-929-6702
Work Phone: 612-671-1890

August Tip

Always remove and destroy over-ripe or rotting fruits and vegetables. Don't put them in the compost pile. Also, any diseased or dead plants or branches should be removed and discarded in the garbage.



President's Column

(continued from page 3)

- Spike: an unbranched single stemmed, lengthened flower cluster in which flowers are practically stemless, e.g. snapdragon
- Spray: a small branch bearing dependent branchlets or flowers
- Stalk: a stiff stem, branched or unbranched, with one or more blooms and/or buds, e.g. iris
- Stem: 1) the main axis of a plant above the soil line. This main body supports leaves, blossoms and/or fruit. 2) in a horticulture show schedule, a "stem" may mean the bloom and the structure that supports it.
- Spray: a small branch bearing dependent branchlets or flowers.

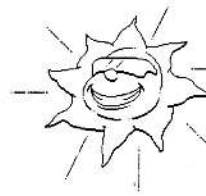
For fruits and vegetables, judges tend to look for specimens that are in good condition (proper stage of maturity and free of defects or damage), uniform, properly trimmed and cleaned, and true to variety. Specimens should be wiped clean, but they should not be scrubbed to the point that the skin is damaged. Generally, stems should be left on the specimens and trimmed to a uniform length. (Except for tomatoes, which should have stems removed.) For root crops, the taproot may also be trimmed to a length of about 1", and the tops should be trimmed to 1 1/2 - 2" above the crown. Swiss chard can be exhibited in a water-filled container, similar to herbs or flowers.

The *MSHS Judging Handbook* has many more suggestions for showing. Another book that has some good advice is one issued by the Federated Garden Clubs of Minnesota called *Horticulture Handbook* on how to grow and how to show. If anyone has any specific questions about the show or how to exhibit a specific

entry, please give me a call and we can go through the handbook together! My home phone number is 926-7506.

See you at the tour and/or the Show!

Let the Sun Shine



We offer our condolences to Maurice Lindblom on the passing on of his wife, Shirley. May she rest in peace and may you,


Maury, have peace of mind in your loss.

Jottings From The Avant Gardener

A New Raspberry

One might call this berry a ground cover that is ornamental and edible. Not only that, but it is hardy to -50 degrees F. These plants are six to 8 inches high, thornless, and have lavender-pink flowers, sweet-tart red berries and, in the fall, the leaves turn red and orange. Each plant will produce up to one pound of berries. They can be planted in containers or used as an edging. They were bred in Sweden

(continued on page 8)



Editor's Column

(continued from page 2)

Decreasing soil alkalinity by using elemental sulfur is the problem faced by most gardeners in the area. Excerpt from a publication of the Wisconsin Extension Service:

Classifieds

Wanted

Articles for the Spray. Send typed, e-mail or even handwritten articles to Chuck Carlson. Have computer will edit.

For Sale

A gardeners property. Almost 2 acres of flowers, berries, and 147 apple trees. The 3 bedroom, 3 bath & 2200 sq. foot house goes with the garden. Contact Lee Gilligan.


Wanted

Vice President of Mid-America Region, MGCA/TGOA. After a long period of dormancy, the Mid-America Region is coming to life again. Russ Smith and the other director from the Region have put together a slate of officers—with the glaring exception of a Vice President. If you are interested in getting involved at the Regional level, please get in touch with Russ Smith, who will be happy to give you the lowdown!

“Blossom end rot is a physiological disease apparently associated with a temporary shortage of available calcium in the fruit. It is aggravated by low soil moisture or moisture excess, which stress water uptake and interferes with the concentration of calcium available to the plant. The incidence of blossom end rot is reduced in the home garden by providing even moisture by irrigation or by controlled watering and mulching. An even moisture supply helps promote steady growth throughout the season. Avoid excessive nitrogen fertilizer applications, particularly the ammonium form, as side dressing during fruiting.

Timely and repeated spraying of tomato fruit and foliage with a dilute solution of calcium chloride has been reported to prevent blossom end rot. However benefits of this treatment is often variable.” Anyway, what all this really boils down to is to keep the moisture supply even, avoid letting the soil dry out as well as watering too much.

Stanley also provided information on soil testing. A soil test costs about \$7.00 and I think it is money well spent. Anyone who wants to have a test made should phone the Extension Office at 612 374-8400. Ask for a box and an instruction sheet, telling how to take the sample and where to send it. There is no charge for this material, but then when sending the sample to the Soil Test Lab in St. Paul a check for \$7.00 must be enclosed.



Flower of the Month... **Verbena**

By Chuck Carlson

History reveals that the Romans considered verbena a sacred herb. Messages of peace were sent with crowns of the plant. It was thought to rekindle dying love and was named *herba veneris* honoring Venus, the goddess of love. Later in history it was used to ward off witches.

If you watched *Little House on the Prairie* you probably heard them talk about the fragrance of Verbena. Unfortunately this is no longer true. Fragrance has been lost in modern hybrids, though the flowers are much better looking.

The flowers of bedding verbena grow in three to four inch clusters and make a nice low-growing display. Colors range from white, pink, red and lavender to blue and purple. Different varieties grow from eight inches in height to the three to four foot species.

Propagation is a little difficult from seed. It needs darkness to germinate but does not want to be covered. Sow indoors 10 to 12 weeks before the frost free date. Plants can be wintered over and cuttings taken in late winter. The species plant will self-seed most years. This may be the easiest way to get them in our area. Or you can do what I did and talk Mary Maynard into giving you some of her volunteers.

The plant is somewhat prone to mildew, so give it a place with good circulation and water moderately. A little fungicide may even help. The low-growing varieties are good for edging and window boxes.

Two varieties I recommend are 'Peaches and Cream', an AAS winner and the species *Verbena, bonariensis*. The latter is only hardy to zone 7 as a perennial, but

we can grow it as an annual. *Bonariensis* is a tall plant with lavender flowers, good for the perennial border to give a wispy touch between plants that may have finished flowering.

Try it, you may like it.

Jottings

(continued from page 6)

and are available as five hybrids under the name "Ground Cover Raspberries" from Hartmann's Plant Company, Box 100, Lacota, MI 49063

A Maple

Did you ever want to grow a Japanese Maple but haven't because of its lack of hardiness? Well there is an alternative. It is the Chinese / Korean tree the painted maple, *Acer, mono (pictum)*. This maple is marginally hardy (-25 degrees) in this area but it might be worth a try.


Tall Asters

How would you like an eye high Aster? Well try the New England Aster (*Aster, noviangliae*). The hardiness wasn't stated, so check this. Some common names: 'Harringtons Pink', 'September Ruby', 'Hella Lacy', 'Barr's Blue' and 'Climax'.

Fall Woodland Bloomers .

Those of you with woodland gardens know that the typical shade plants usually bloom in the spring. Here are a few that may work if the hardiness for our area is met: Autumn-blooming crocus and colchicum, Anemones, hybrida, A., vitifolia, A., hupehensis japonica, Asian toad lily (*Tricyrtis*), Cimicifuga, simplex, and a grass (*Calamagrostis brachytica*).

Check these out but be sure to look at their hardiness rating.



My Getaway

By Sher Curry

My backyard is the place where I go to bask in serenity. It is my little piece of paradise on earth where God and all of His wonderful creatures come to visit. This is the place I stop and enjoy what life is all about. At times I arrive at work late because I enjoy the quiet morning hours out in my garden—to reflect on my blessings and to start my day out on a joyous note. A lot of days I find it hard to leave this tranquility and go out into the jungle of everyday life.

I have always been fascinated with the wonders of nature:

To see a leaf unfold and transform as the day progresses.

To watch those long awaited buds burst open to create a spectacular sight.

To listen to the different wind chimes singing in the breezes.

To watch the elegant zebra grass with its bands of yellow glow in the morning sun and blow gracefully with the wind.

To step out in the early morning and see hundreds of dew drops glistening on the leaves of the Lady's Mantle.

To hear the rustle of the poplar leaves and the chirping of the crickets.

To smile at the cats playing hide and seek in the fern garden.

To observe the scarlet cardinal as he makes his appearance each day.

To gaze at the subtle rays of the evening sun highlight the Japanese Larch.

To enjoy the butterflies dancing all over the prickly and tasty heads of the Echinacea.

To notice the magnificent dragon flies

soar throughout their kingdom.

To feel like I am in the woods I enjoyed as a child, when I am among my

shade garden and giant white pines.

To look at my rock collection which is a reflection of the places I have traveled to and the people I know.



To experience the glorious detail in the castor bean leaves as they unfold.

To enjoy the wheat colored ornamental grasses swaying in the winter winds and contrasting with the stark white snow.

When I come home in the evening I like to stroll about and observe what transformations have taken place throughout the day. Last summer I had the opportunity to watch a small Sphinx moth flutter around close to me as I weeded the vibrant fuchsia verbena patch at dusk. Later in the fall, my daughter and I had a chance to video tape this moth as it hovered near the yard lights for warmth. I watch the butterflies as they flutter through my different wild flowers. I watch the great white blossoms of my Datura open as the sun goes down.

Sharing my garden with friends and loved ones is to share a part of me. My ability to create, design and nurture is on display for all to enjoy. It is one of my gifts from the mighty Creator that gives me the chance to add my own beauty to His world.

I cannot help but to unwind and be at peace in a place like this.



Summer Photos

(from top left: Lynette Uzzell shows two visitors around her garden during the MGCM Biennial Scholarship Tour on July 11 and 12. Past President Bob Voigt stands in for Immediate Past President Maury Lindblom to induct new member John Dahl at the June MGCM dinner meeting. Treasurer Howard Berg (left) and auctioneer Joe Stenger try to get the maximum bid on "collector" milk bottles that were auctioned off at the June dinner meeting.)



Random Thoughts


Gardening—The art of killing weeds and bugs in order to grow flowers and crops for animals and birds to eat.

Dog—This is the only garden pest to be successfully domesticated.

By the time people discover that money doesn't grow on trees, they are already way out on the limb.

He who throws dirt loses ground.





August Tour Details

In contrast with the hustle and bustle of the public tour, this tour on August 9th will be a leisurely Sunday afternoon outing. We plan to spend about three hours traveling to three gardens and about 2 hours for dinner. Two buses will drive us to all of the places, and then back to our cars at church.

We ask that only club members and their spouses/significant others attend. Reservations will be limited to 90 and they must be received by August 5th, so get your reservation in early. The itinerary is as follows:

Garden of Len Brenny, Coon Rapids

Find solace in the beautiful shady sanctuary Len has created. Leisurely tour the garden and sit by the stream. We will have refreshments and listen to the music of MGCM's favorite pianist, Henry Halvorson.

Garden of Sher Curry, Crystal

Enter an artist's fun world—most of it in miniature. Just stand and stare—and you will enter lands of dragons and fairies complete with exotic plants, fountains, and rocks.

Garden of Lee and Bill Strang, Edina

A lovely setting with curving streets, mature trees, shade and vegetable gardens, patios, benches and statuary. Stroll leisurely and listen to the birds; enjoy the peaceful ambiance.

Dinner:

Walt and Melba Gustafson have cordially invited club members to be their guests for dinner. We will have a leisurely dinner served at their home on the banks of Minnehaha Creek. In case of rain, dinner will be at the Gustafson's nearby church.

Members Garden Tour Reservation

(see page one for details)

Member's Name: _____

Guest [Spouse Only] Name: _____

Cost is \$12.00 each. Enclosed is my check for 1 or 2 for a total of \$_____

Mail to: Kay Wolfe, 2740 Florida Avenue South, Minneapolis, MN 55426-3330
Must be received by August 5. The permanent reservation list not in effect.

Inside:

Page 2/	Editor's Column Events Calendar
Page 3/	President's Column
Page 4/	Dwarf Conifer Picks Year of the Tomato
Page 5/	Board Meeting Minutes Directory Changes
Page 6/	Sunshine Report Jottings from the <i>Avant Gardener</i>
Page 7/	Classifieds
Page 8/	Flower of the Month: Verbena
Page 9/	My Getaway
Page 10/	Summer Photos Random Thoughts
Page 11/	August Tour Details Tour Reservation Forms

MEN'S GARDEN CLUB OF MINNEAPOLIS, INC.

CLUB OFFICERS:

President: Mary J. Maynard
4375 Dart Ave. So., St. Louis Park, MN 55424
Vice-President: Eldon Hugelen
7473 West 142nd Street, Apple Valley, MN 55124
Secretary: Walt Muehlegger
715 Lone Oak Road, Eagan, MN 55121
Treasurer: Howard H. Berg
10107 Lakeview Dr., Minnetonka, MN 55305
Past President: Maurice Lindblom
5219 Malibu Drive, Edina, MN 55436

DIRECTORS:

Charles J. Carlson
1001 Hackman Circle, Fridley, MN 55432
Tim McCauley
325 West 82nd Street, Chaska, MN 55318
Ritchie Miller
4249 Twin Oak Lane, Robbinsdale, MN 55422
Kay Wolfe
2740 Florida Ave. So., Minneapolis, MN 55426

Return to:

The Garden Spray

Men's Garden Club of Minneapolis, Inc.
Charles J. Carlson, Managing Editor
1001 Hackman Circle
Fridley, MN 55432-0463

First Class Mail

**FORWARDING AND RETURN
POSTAGE GUARANTEED,
ADDRESS CORRECTION
REQUESTED**