




The Garden Spray

BULLETIN OF THE MEN'S GARDEN CLUB OF MINNEAPOLIS, INC.

Member--Men's Garden Clubs of America • Minnesota State Horticultural Society

DECEMBER 1990, VOLUME 49, Number 12



THE GARDEN CLUBBER'S CHRISTMAS TREE

Gather the gifts of garden club years,
 Teach us that garden clubbing CHEERS
 Gives STRENGTH to strive with a heavy
 load
 And FAITH to follow an up-hill road,
 The WILL to work, the URGE to play,
 The COURAGE to cope with a rainy
 day.
 Gives VISION to view thru a clouded sky
 Great days of sunshine by and by,

The GRACE to give and the SENSE to
 share
 With tired hearts their cross to bear.
 Gather the gifts of garden club years,
 Mindful that garden clubbing CHEERS.
 Hang them high on Memory's Christmas
 Tree
 For garden clubbing has been good to
 me.
 Sept. 30, 1952. Frank H. Leech

YOUR SPRAY IS LATE--the editor has been out of town--and the December meeting is early. There is no card to return this time. There are no permanent registrations to honor. You have already sent in your reservations for the December 4th Christmas party and your check so everything is taken care of.

BUT. If you've procrastinated, been out of town, uncertain whether you'd be in town or just plain couldn't make up your mind you can still get under the wire if you rush your reservation to Walt Gustafson so he gets it by Saturday, December 1st. To be doubly sure telephone him so he will know your check is coming. We don't want to come up short on food.

FRAGRANCE GARDEN

Another years garden was completed on Oct. 20th when the FIGS gathered to clean up the garden for winter. We're getting so efficient that the work was completed within two hours. Those on hand to help were Walt Gustafson, Merle Pulley, Bob Redmond, Robert Kean, Kieth Monjak, Terry Robertson, John Moon, Mary Maynard and her husband Phil, Eldon Hugelen, Phil Peterson, Kent Petterson and Lee Gilligan. Our thanks to all who helped to make this years garden special.

Don't believe everything you read in those garden catalogs. The advertising blurbs often are misleading and the color pictures too perfect. You need to be aware in catalog ordering just as you need to when buying direct that cost alone should not dictate your choice. To the untrained eye, the initial price of a plant may seem expensive, but considering the amount of work and effort which go into growing a tree, shrub, or plant, the price may be an excellent value. Plant prices must cover seed collection, greenhouse growing time, potting requirements, time spent growing in the nursery field, land values, taxes, soil loss, harvesting and distribution costs. Because great care must be taken in raising a healthy plant, be wary of unusual bargains. It could mean the plant has not received the attention it should have.

"American affluence today contaminates the nation's air, water, and land faster than nature and man's present efforts can cleanse them."

The Linton Report



WE WELCOME NEW MEMBERS

1. Jack A. Porter
1420 Yosemite Avenue, North
Minneapolis, Minn. 55422
(612) 546-6927
2. Robert T. Kean
3136 James Avenue, South
Minneapolis, Minn. 55408
(612) 827-7216



Buy Tree



Decorate Tree



- 2 -



Water Tree



Party



VIEWS FROM THE VEGETABLE GARDEN

MGCM PRESIDENT KENT PETTERSON



VEGETABLES FOREVER

DATES TO REMEMBER

- Nov. 18-Dec 31 MGCM Promo Display
second floor Riverplace
- Nov 27 MGCM Board of Directors at
Duane Johnson's
- Dec 4 MGCM Annual Christmas Party
- Dec 8-31 Arboretum Festival of Trees
Chanhassen

Christmas time, a season of spiritual renewal, of gatherings of families and friends, and for MGCM's annual Christmas Party. On the spectrum of events of the season, it may not have the religious significance but we're rightly proud of our Christmas Party held annually. It's become one of those traditions which we all look forward to with pleasure. Yes, the Parade of Turkey's will be there. For you new members, you'll just have to come to see what we're talking about. Everyone, bring your family and friends to share in the fun. As usual, everyone is asked to bring a wrapped gift to put under the Christmas Tree.

All this fun doesn't come easily. Walt Gustafson and the Party Committee will have put in many hours preparing for the event. We'd like to extend our thanks to Walt for his efforts. Our Volunteer of the Month for December is Walt Gustafson.

Well, it's been a fast ride this year. It's been fun and a lot of work. It's also been an honor being your President. We hope you had an enjoyable year in your gardens and in your club activities. I'd like to extend special thanks to the Officers and Board of Directors that supported me throughout the year. Our committees have been just outstanding and are the backbone of what makes MGCM tick. In addition I'd like to thank all of those individuals who pitched in when we called on them to help.

As we look forward to Christmas and the coming year, we'd like to wish the incoming Officers and Board of Directors a successful year. We're sure you will support new President Merle Pulley in all of our activities for the coming year.

We've worked real hard to make MGCM visible in the horticultural community this year. This Christmas Season, you'll find MGCM at two different locations through the end of the year. First, you might want to check out our promotional display at Riverplace Shopping Center. Riverplace is located along the Mississippi River east bank Hennepin Ave. at Main St. near downtown Minneapolis. Look on the second floor near Braxton's Restraunt for a bay window of a room where the Children's Story Hour is held. MGCM will also have a decorated Christmas Tree at the Minnesota Landscape Arboretum for their Festival of Trees. Watch for a sign near the tree which will credit Norm ter Steeg for his design work on the tree.

Good Gardening to you,
Kent

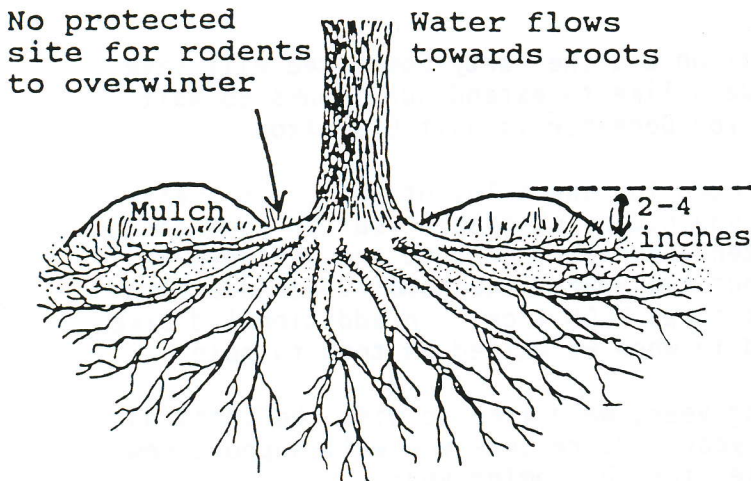
DRIFT FROM THE SPRAYER
by Ed Culbert

Most likely your garden has been put to bed for the winter. Or has it? Let's take one last look. Have you protected young trees against mice and rabbits with hardware-cloth cylinders up to the likely snow level--or rabbit stretching level?

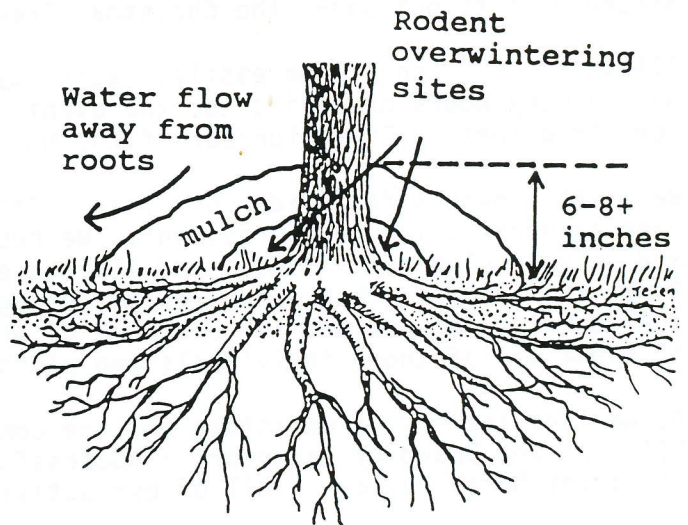
Have you wrapped thin-barked trees (aspen, green ash, linden, locust, mountain ash) to prevent sun-scald? A commercial wrap is recommended because "they say" burlap can absorb moisture from the trunk. All young and newly planted trees need this protection. In Minneapolis the south side of recently planted boulevard trees is spray-painted white for several years. Wrapping home trees since cost is less of a concern will prove more effective.

Are your trees mulched and mulched correctly? A sketch reproduced below from the Greenhorn (Mansfield Ohio MGC bulletin) shows the correct way to apply mulch. If you've applied your mulch improperly it may still be possible to make adjustments without resort to hammer and chisel to break into frozen crust.

CORRECT MULCHING



INCORRECT MULCHING



Did you cover your strawberries? You may still have time. Last year I forgot about my bed of Fort Laramie strawberries until January. Then I hastily covered the bed with branches chopped from my Christmas tree--not the prescribed straw. They came through beautifully. (Of course Jung's catalog said they needed no cover.) The fact is they grew rampantly. Production wasn't all that great though so this year I won't cover the bed at all. If the strawberries die "fine". I'll go back to using the space for the root crops and beans from which it was stolen in the first place.

From now until spring the white pine my neighbor brought from the woods 40 years ago will cover my yard with needles. White pines consistently have a heavy fall needle drop--not so Austrian pines which drop 4 year old needles or spruces which hold their needles 3-10 years.

(continued)

SOME INDOOR CHORES you might as well do now instead of waiting.

- Check over your supply of left-over seeds and determine (list) what and how much of each you really need for next year. This way you may save yourself from going hog wild with your orders when you study those gorgeous seed catalogs due to arrive along with the income tax forms in the mails over Christmas. Remember, save for parsnips, most flower and vegetable seeds if kept in a cool place in a tight container are viable for several years. The Sunray tomato seed I purchased in 1979 have never failed to grow so I'll use the remaining few seeds in 1991. I keep my excess seeds in a tightly sealed coffee can on a basement shelf.
- Inspect stored roots and bulbs for insects, rotting or dehydration. This includes the parsnips, carrots and what not you may have dug up for winter use and stowed away in sand. Personally, I never use sand. I dump these vegetables into a tub of water, toss them out onto sheets of newspaper, cut off the growth tip and the tail, stand them tops down in a 5-gallon stone crock and pour on vermiculite. (The insulating type not the fine cut agricultural type which is far more costly.) Then I shake the crock vigorously to get the vermiculite down into the spaces between the vegetables. In this way I have kept parsnips until the following July. By then a few may rot but the vermiculite absorbs the moisture and one finds a wet little blob. The remaining parsnips are unaffected.
- Check again on your houseplants for insects. Investigate the possibility of systemics for continued control.
- Winterize your lawn mower after checking in the instruction booklet for instructions. Remember, and don't ignore, the warnings about gasoline fumes and furnace pilot lights.
- Gather up your garden tools. Clean all metal parts. Scrape and wire-brush off all the dirt. Sharpen shovels, spades, trowels, shears, etc. with a metal file. Coat the metal parts with a thin oil (3 in 1 type) to prevent rust. Coat the handles with linseed oil to prevent drying out. Some handles may need replacement. Do it now lest you forget and find yourself with a useless tool the first time you set foot in the garden come spring.

FROM THE EXCHANGES

Hand-held fertilizer spreaders are great for applying sand, ice-melt or bird seed to driveways, steps and sidewalks.

Urea used as an ice-melt will not stain the concrete. Besides, because it is so slow release, it is of no danger to the grass.

Even in winter use copper sulphate "down the tube" to control roots in sewer lines. Use it at the rate of one pound per month. Editor says: This is a new one to me. Would the city object?

The approximate depth of ground moisture needed for winter survival of

Lawns is	8 inches
Perennials is	15 inches
Shrubs is	2 to 3 feet
Trees is	3 to 6 feet

- - - - -

Carrots first came from the Near East.

MGCM Meeting Report

by Andy Marlow

November 13, 1990

The speaker at the November MGCM meeting took members on tour of glass house conservatories in the United States and England. Les Day has some natural interest in touring such places, as he is the director of the Como Conservatory in St. Paul. He has visited some 40 other conservatories and shared his knowledge and his views of them with us.

He got started exploring other conservatories after hearing constant comparisons between Como and Kew Gardens in England, after which Como is supposedly modeled. He's been as far away as England and as close as Milwaukee on these visits.

Our slide tour began at Chatsworth in England, home of the Duke of Devonshire. This is where Sir Joseph Paxton began his original research on large conservatories. The idea was to have a place to maintain the many tropical plants gathered and returned home by British explorers and colonists. The original conservatories were simply large buildings with lots of windows.

Kew Gardens is an example of the fully developed conservatory style, with a metal girder framework supporting an envelope of curved glass. Kew is actually made up of 6 or 7 large glass houses, all of which dwarf Como in scale. The huge Palm Dome at Kew was supposedly the model for the large central dome at Como, but as Les said, "Their structures are similar, but there is little design resemblance."

The Palm Dome is classic conservatory architecture from just before the turn of the century. Designs changed very little up until recently. The Price of Wales greenhouse at Kew is totally contemporary, with the framework on the outside rather than inside the building. It also has sharp, modern lines as opposed to the graceful curves of the older buildings.

Conservatories, and greenhouses in gen-

eral, are huge energy consumers. Another modern change in conservatory design is to put much of the building underground to take advantage of relatively constant temperatures in the soil. Coupled with modern window technology, energy costs are dramatically lower in the modern buildings.

The San Diego Conservatory beats them all in energy savings. It is a lathe conservatory, open to the elements in San Diego's Mediterranean climate, but has the same fundamental structure as other conservatories.

Many of the American conservatories, like Como, were built in the early 1900s. And, like Como, they have deteriorated over the years. From Les' report, Como seems to be ahead of most in rebuilding its glorious structure. Como is in the fifth year of rebuilding with at least two more years to go. In the end, it will have cost nearly \$14 million. The South Room, with its sunken garden, is still under construction now. As it is finished up, the final touches will be started on the dome. Then all that will be left is the fern room.

Less well noticed is the fact that most of the growing houses at Como have now been replaced with modern structures. In addition to playing host to 900,000 visitors a year, Como also grows all the annuals for 319 gardens in the St. Paul Park system. 6 start-of-the-art growing houses are now complete, with two more on the way. One of the new ones will become an exhibit area for tropical rain forest plants, whose natural ecosystem is being rapidly wiped out.

The rebuilt Como Conservatory looks exactly the same as the old structure, but modern materials and techniques will provide for a much longer life. Corrosion resistant structural materials and unbreakable polycarbonate (instead of very breakable glass) windows guarantee it will be around for generations to come.

DIRECTOR'S REPORT

The board of directors of Mens' Garden Clubs of America met in St. Louis Mo. on November second and third. There was some "Fun and Games" but for the most part there was work trying to better MGCA.

The fun and games consisted of a Dinner on the Robert E Lee boat one evening and a guided tour of the St. Louis Botanical Gardens. Very impressive!!!.

The first one half of the first work session consisted of reports and routine business--The Endowment and investment fund is sound and growing slowly--Membership is declining--The budget is being able to be balanced, etc.

The second half of the first session and all if the second session was devoted to the proposed changes in the organization. New bylaws had been written and were presented. The first item proposed in the new bylaws was a name change to Gardeners of America Inc. A corporate name already owned by Mens' Garden Clubs of America. This item, as you might expect, created much discussion. After a recess, a proposal was made to form or change the corporate name to GARDENERS INC. (subject to legal aspects) with operating divisions of MENS' GARDEN CLUBS OF AMERICA, GARDENERS OF AMERICA, and other divisions as the future dictates.

This change Accomplishes many favorable situations. It lets those clubs desiring to continue as Men's Garden Clubs to continue on and without changing the national logo. It allows the formation of Garden Clubs without the Men-only connotation. It allows the expansion of the organization with new members at large, new clubs, taking the organization International, Etc. In effect, the larger organization should be able to serve its' members better since operating funds can be obtained from more memberships and from sources other than memberships.

The proposal passed without Dissent. Once the "name change" was accomplished, the proposed bylaws were accepted, subject to legal requirements etc. The major other change in the bylaws was the transfer of more power on major decisions from the Directors to the Membership .

All in All I felt the meeting was a success and the changes were for the betterment of the organization.

Russell C. Smith

**Every Member Sponsors A New Member
Every Member Sponsors A New Member**

MORE ABOUT CIDER

Just as we were reading Lee Gilligan's article on cider making (SPRAY, November 1990) another MGC editor came up with an article on cider. He, like Lee, listed apple varieties to use. We prefer Gilligan's list because it cites Minnesota varieties. The other list has many varieties some not even marketed in Minneapolis. e.g. "There is only one variety of apple that makes excellent cider all by itself. That is Rome a very late maturing fall apple."

Other excerpts of interest follow....In general, it is difficult to make really super cider unless you use two or more varieties of apples....Apples to be used for cider fall into two groups: sweet or sub-acid, and tart or acid. Commercial cider makers always combine apples from both groups.... If you can't find tart varieties use a few crabapples--5 percent is plenty. ...Late fall apples make the best cider because frost increases the flavor, zest and draws out the sugar. Be sure to use sound apples. It's ok if they are small....You should be able to make two to three gallons of cider from each bushel of apples. If you use a hand cider press grind the apples twice.--The finer the grind, the more cider you get.

CARE OF HOLIDAY HOUSE PLANTS

Azaleas need cool temperatures, bright light, high humidity and evenly moist soil. They are acid-loving and like to have their leaves misted. Do not fertilize them when in bloom. Snip off faded blossoms after flowering. Feed every two weeks until new buds appear in the fall.

Christmas cactus does best in a bright but not sunny spot with night temperatures of 60° - 70° F. and daytime temperatures of 70° F. Water when the soil is barely damp, and fertilize every two weeks. After the blossoms fade, cut back on water and do not fertilize. Since temperatures of 50° F. are required to set buds, put the plants where it is cool and they should set another "flush" of buds. This can be done even for a third time it is claimed.

Cyclamens like cool temperatures, bright indirect sunlight and moist soil. Fertilize every two weeks while blooming. When the blossoming period is over, let the plant rest by allowing the soil to become barely dry between waterings. In mid-summer repot with fresh soil; then water and fertilize more frequently.

Gloxinias need average home temperatures, bright indirect light and moist soil. Fertilize monthly while in bloom. After blossoming do not fertilize, and gradually reduce water until the leaves wither. Then withhold water completely until new growth appears in a few months.

Poinsettias prefer a minimum of four hours of direct sun in a place without drafts. Allow the soil to dry slightly before watering. Night temperatures of 50° - 60° F. and average daytime temperatures are best. Feed every two weeks during the blooming period. To ensure bloom for the next Christmas, poinsettias must have 14 hours of total darkness for 9 weeks beginning in October.

Start to repot house plants in February. Shift to pots one size larger, except for fast growers such as coleus, impatiens and wax begonias. Slow growers such as dracaenas, Christmas cactus, and jade plants can stay in the same pots several years. Remove some soil from the top and replace with a fresh mixture containing fertilizer.