




The Garden Spray


Bulletin of the Men's Garden Club of Minneapolis, Inc.

Affiliated with Gardeners of America and the Minnesota State Horticultural Society

June 1993, Volume 51, Number 6



MGCM Visits the Center for Northern Gardening



The June MGCM Dinner and Membership meeting will be held at the Center for Northern Gardening, the new home of the Minnesota State Horticultural Society, 1755 Prior Avenue in Falcon Heights, just north of the University of Minnesota's St. Paul Campus. There will be a special presentation by MSHS staff and 10 special tickets for events will be given away. 12" submarine sandwiches are on the menu for dinner.

Date: June 8, 1993 Time: 6:00 p.m. Cost: \$7.00

For directions, call the MSHS office at 645-7066

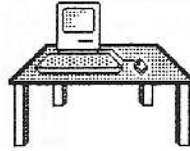

SPECIAL EVENT

PUBLIC
Garden
TOUR

Minneapolis and St. Paul Public Garden Tour

June 19 10 a.m.-4 p.m.

This family oriented tour will visit the Minnesota Landscape Arboretum, Como Park Conservatory, Lyndale Park, and Eloise Butler Wildflower Garden. You can hop on the MTC bus at any location for this circle tour. Registration forms are available from MSHS, Minneapolis Park offices or the gardens listed above. Cost is only \$1.50 per person for a four-stop bus ticket; admission to the gardens is free.



The Editor's Desk

Andy Marlow

It has amazes me how MGCM can serve such full and tasty meals for the small amount of money we are asked to pay each month. How many restaurants serve as delicious a meal, complete with salad, bread, main dish, vegetable, dessert and beverage for as little as \$7.00? Not many!

Yes, I did say \$7.00. In order to maintain the high quality of meals, the Board of Directors has agreed to increase the per person meal amount we pay our hard working caterer from \$4.75 to \$5.25. The other \$1.75 pays for the rental of the room, kitchen clean up and the speaker's meal (see details in the Meeting Report on page 5). The increase is modest and considering how food prices have risen, probably overdue.

For several months now, I have been hanging on to an article submitted by Bill Hull on his attempts to make mustard from the kind of seed he shared with us at the February meeting. I just haven't had room for it (I try to stay within 10 pages to keep it to one stamp). Now his article, *Poo Poo Mustard*, has gone national, appearing in this month's TGOA newsletter. Congratulations, Bill!

Bill also spent some time looking back at recent Mays, as everyone has been telling him how weird this one has been. The results of his research are on page 6.

As I write this, it's nearing Memorial Day and none of my beds have dried out enough rototill, if you follow the "ball of soil" rule. If you squeeze a ball of soil in your hand and let go, it should fall apart. If it stays in a ball, it's too wet. Maybe this year, I'll have to cheat.

Coming Attractions

June 8 - 6:00 p.m.
MGCM Dinner Meeting
Center for Northern Gardening
1755 Prior Avenue
Falcon Heights

June 15 - 6:00 p.m.
MSHS Perennial Garden Tour
Center for Northern Gardening

June 19 - 10 a.m. to 4:00 p.m.
Tour of Public Gardens
(information on front cover)


June 26 - 7:30 a.m. to noon
Garden Photography Wrokshop
Henry Orfield's Garden
6124 York Avenue South
Edina

July 6 - 7:30 p.m.
MGCM Board Meeting
Bob Voigt's House

July 13 - 6:00 p.m.
MGCM Dinner and Garden Tour
Site to be Announced

The Garden Spray is published monthly by the Men's Garden Club of Minneapolis, Inc., for its members and friends. The Men's Garden Club of Minneapolis is a not-for-profit, equal opportunity organization.

Editor.....Andrew J. Marlow
Staff.....Chuck Carlson,
Mary Maynard,Phil Smith



Fragrance Garden Report

by Chuck Carlson

On a trip to the fragrance garden on May 4th I saw that our new sign has been installed. For those of you who haven't heard, we received a contribution as a memorial to Ed Culbert. It was earmarked for the fragrance garden and a committee selected a sign for the garden as a fitting memorial. It is on the fence just to the right of the entrance.

More of the garden residents are coming to life now that all of last year's growth and leaves were removed during the clean-up. Daffodils, Vinca Minor and some Pansies have a few blooms; the shrub roses are leafing out, as are the ornamental apple trees. The ornamentals are also starting to show some flower buds, so it won't be long before they are in full bloom.

By the time this is published, the garden will have been planted. Thanks to all who participated in the planting of annuals on May 22.

The June-July garden maintenance volunteers are:

6/12-18 Don Powell & Dick Arnevik
6/19-25 Walt Gustafson & Nancy Jepsen
6/26-7/2 Phil Peterson & Eldon Hugelen
7/3-9 Bob Livingston & Larry Bagge

Until next month, Happy Gardening!

My Secret Garden

by John Hanson

The early morning sun slants across the grass and shines through the drops of dew on each blade. A cardinal whistles from a high branch; robins and sparrows flit from tree to grass and back.

It's quiet in the little park. Red and yellow tulips, daffodils, violets and lilies of the valley hardly make a sound out of consideration for the squirrel who had a rough night.

I noticed what looked like pansies, some blue eyed grass and a few hairy pasque flowers in a neat bed in front of the bench where I say facing east.

I discovered this "secret garden" three years ago when I moved to an apartment in the neighborhood. Three blocks away at the end of an interrupted Aldrich Avenue, it seems like an unlikely location for a park. It was on land acquired for highway construction—the entrance and exit ramps for I-94. But it was not needed.

The land was given to the Minneapolis Park Board and the Men's Garden Club offered to maintain a special garden there. A special garden for people who are blind. The Society for the Blind is near by.

Plants were chosen for their fragrance - herbs like basil, thyme, oregano, chives, mint - flowers throughout the spring, summer, fall - plants which have interesting textures - furry, fuzzy, hairy. An apple tree near the entrance, honey locust, ash, maple, cedars. And shrubs. A plum tree in the corner died and was removed, so now the bird feeders hang in the apple tree.

(continued on page 5)



Chuck's Chestnuts

by Chuck Carlson

The Chestnut

Botanical names have always confused me. What's wrong with common names? It turns out common names are even more confusing. In different parts of the world many common names are used for the same plant. Take the plant with the biological genus *Impatiens*. Common names for this plant are: Patient Lucy, Zanzibar Balsam, Patience Plant, Busy Lizzy, Sultana, Sultan Snapweed, and Brittle.

Common names sometimes suggest false kinship. Asparagus fern, for instance, is not a fern. We know that pineapple is neither a pine nor an apple.

Carlus Linne' (Linnaeus) solved these misrepresentations by developing a system of identification. The heart of the system was the biological name, based on Latin. The overall structure, from most general to most specific, is as follows:


Kingdom, Phylum, Class, Order,
Family, Genus and Species.

Plants are all part of the plant kingdom. Genus and Species are enough to specifically identify each plant.

A Genus is a group of one or more species with closely similar flowers, fruits etc. A Species is a group of plants which share common attributes and are able to inter-breed. Sometimes two species can breed together but not always. The species name can also be likened to an adjective. Here are a few examples:

Veronica longefolia - longefolia is the species and means long leafed.

Veronica spicata - spicata is with spikes.



When man started cultivating plants some differences became apparent in a species; thus sub species resulted. These became known as cultivars or, in other words, cultivated variations. In nature they are simply known as variations.

To summarize the process I will list a few biological names and give a description of each:

Scabiosa japonica 'Alpina' - A cultivated Scabiosa originally from Japan. The cultivar is Alpina.

Viburnum plicatum - A Viburnum with pleated snowball like flowers.

Viburnum plicatum var. tomentosum - A variation of the above called tomentosum, which means covered with a dense layer of short matted woolly hairs. Thus, rather than snowball flowers it has flat flowers.

I hope this makes biological names less confusing. After studying it to write this I have a better appreciation for the system, even though the names can still be puzzling without the Latin translation.

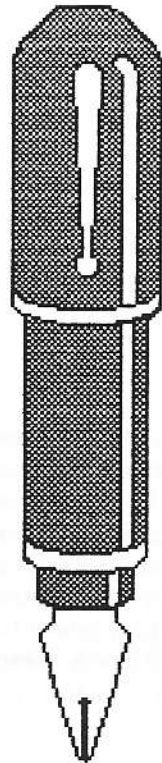

The Word

Do you know what those deep piles of flaked or fragmented stones which lie at the base of cliffs or mountain ridges are called? The same word is used for those man made layers of rocks used by rock gardeners simulating conditions for their alpines.

Congratulations to those of you who said "scree".

The Tip

To keep those petunias blooming, try the following: Deadhead twice a week. Cut back following the first flush of blooms; you will have a new set of blooms in two weeks. If hot weather is going to be the norm for a month, cut them back drastically; they will set many blooms again when cooler weather prevails.



Meeting Notes

At their April meeting, the MGCM Board of Directors:

- approved the procedure for voting on the possible name change at the April meeting.

- received a report from Treasurer Mel Anderson on attendance at The Dayton's-Bachman Flower Show event. 135 people, including 80 guests, attended in 1993 compared to 86, with 44 guests, in 1992.

- appointed Chuck Benson to head the committee to prepare the MGCM tree for the Aboretum's

International Tree Festival.

- approved Fred Pearson and Lynda Williams as new members.

At their May meeting, the MGCM Board of Directors:

- received a letter from our caterer, Laurie Larson, asking that the price she receives for each meal go from \$4.75 to \$5.25. The costs for each meeting would break down as follows:

Church rental	\$50.00
Kitchen Clean-up	30.00
Speaker's meal	7.00
50 meals @5.25	<u>262.50</u>
Total	349.50

Price per meal

349.50/50 meals=\$6.99 per meal.

Accordingly, the Board voted to raise the meal price to \$7.00 effective at the June meeting.

Secret Garden


(continued from page 3)

I enjoy being in this island of calm green - to watch the sun rise. To watch the moon rise. To note the changing seasons in the budding - flowering - dying cycle. Even punching through the snow drifts in winter gives me a lift.

In the center of the garden is a huge ceremonial urn. It looks like a giant Weber grill—and in summer, vines trail from it, delicate and mysterious. Imagine a solstice ritual with robed chanters barefoot in the dewy grass slowly circling the urn. They carry candles or lanterns and hum. I realize that a bee is buzzing the daffodils. The I realize I've been enchanted, transported to another dimension. The garden has taken me out of my routine, mundane life and brought me to a place of innocence and creativity. Life and hope abound. Changes are natural. Somehow I've jettisoned the complications of time and taxes and human relationships. I feel fresh, green, eager to grow and unafraid of withering.

"My" garden now has a wooden sign on the chain link fence: "Community Park," but as far as I can tell, it's still a secret garden. I'm passing the secret to you. Perhaps the garden's magic will inspire you, too...

(Editor's note: John Hansen teaches creative writing at Southwest Community Schools. This spring, he shared this story with his students, among whom was MGCM's Merle Thomas Pulley.)



The Cantankerous Month of May

by Bill Hull

(Editor's note: This has been, by all accounts an unusual May—cool and damp throughout. But May is usually an unusual month as these notes from Bill's diary attest.)

May 1988

This is the year we hosted the MGCA national convention in July. By May 16 we could see signs of a hot, dry summer. A little rain that day, followed by 60^{degrees} the next day. Painted the little pool, planted morning glories, hopefully. So dry I was "pouring on water" by May 23. Many communities prohibit watering. About 87 degrees by May 26 and severe storms threatened almost daily. May 29, 91 degrees tied the all time record high for the day. On Memorial Day I worked outside until nearly 4:00 p.m. in a temperature of 93 degrees.

May 1989

On May 12, at 74 degrees, got sunburned while transplanting 42 F2 hibiscus and putting in all vegetables. Finished planting the next day, Mother's Day. May 17th's 83 degrees reinforced my earlier bet of a hot summer. Spent a long weekend in Cursillo in a non-air conditioned church and darned near died. Hot! On the 24th took many plants outside just in time to be hit by a deluge. May is so unpredictable. Dale Durst, another couple and we are watering until 11:00 p.m. as permitted, not during the day time. On Memorial day we had another cloudburst.

May 1990

My rototiller man came May 7. Seems late, and it was officially 90 de-


grees. Two days later we had snow forecast for northern Minnesota and so much rain my Lawn Boy couldn't cut the grass. By Mother's Day I could transplant tomatoes outside and start many vegetables. Even by May 17, frost was still being forecast for parts of the Twin Cities. Here we had 35 m.p.h. winds which flattened many tomatoes. Is there ever a normal May?

May 1991

On May 14 we had our MGCM Plant Sale on a 90 degree day. It then rained constantly on the 16th and 17th and became so humid that people suffered. on the 27th we had had only four days all month without rain. Had to turn on the dehumidifiers in the house—computer paper is soggy. This summer doesn't go down with great flourishes in my book.

May 1992

Hot and humid on May 17 and 18, planting outside. Three days later plants were in danger, with 60 degrees daytime and much lower at night. But by May 23 tomatoes, hibiscus, lettuce, radishes, squash and catnip all up and doing well. Cut our first peonies on May 24, but on May 25, Memorial Day, it was 34 degrees, a record low. Plants took it okay.



Native Uses of Native Plants: American Hazelnut

by Mary Maguire Lerman, Coordinator of Horticulture Programs
Minneapolis Park and Recreation Board

COMMON NAMES: American Hazelnut
or Filbert

SCIENTIFIC NAME: *Corylus americana*

NATIVE NAME: *bagan* which means nut,
bark, burrs and wood

A couple of years ago, I led a group of youngsters on a tour of the Eloise Butler Wildflower and Bird Sanctuary in Wirth Park. As we approached a shrub along the pathway, several youngsters announced, "Look at the worm tree!" A better description could not be given to the American Hazelnut at that time of the year. The branches were covered with the slender catkin flowers and they did resemble worms.

The American Hazelnut grows one to two and one-half meters tall and is commonly found in thickets, pastures, or hillsides. One identifying feature is the obvious hairiness or pubescence of the twigs and petioles. Flowers develop in April and May with the nuts ripening in August and September. The nuts, which taste like filberts, have thick, hard, brown shells.

Although extremely tasty and excellent in baked goods, the nuts rarely remain for humans to savor. Squirrels, chipmunks, mice, woodpeckers and other wildlife always get there first. Grouse prefer eating the catkins while deer, moose, and rabbits browse the twigs and foliage.

In addition to its edibility, the hazelnut has several other uses. Frances Densmore in *How Indians Use Wild Plants for Food, Medicine, and Crafts*, lists several

recipes for black dyes using the green "burrs" of the hazelnut mixed with the inner barks of butternut or bur oak. The wood of hazelnut has been used to make drumming sticks or it can be split very fine and used for making high quality baskets.

Garden Photography Open House

Sharpen up your photography skills. Maybe learn a trick or two. Get ready for the Flower, Food and Photo Show in August.

Bring your camera equipment to:

Henry Orfield's Garden
6124 York Avenue South
Edina

on Saturday, June 26
7:30 a.m. to noon.

Inside:

- Page 2/ **Editor's Column**
 Events Calendar
- Page 3/ **Fragrance Garden Report**
 My Secret Garden
- Page 4/ **Chuck's Chestnuts**
Page 5/ **Meeting Notes**
- Page 6/ **The Cantankerous**
 Month of May
- Page 7/ **Native Uses of Native Plants:**
 American Hazelnut
 Garden Photography Open House

MEN'S GARDEN CLUB OF MINNEAPOLIS, INC.

CLUB OFFICERS:

President: Lee Gilligan
6506 W. Broadway, Brooklyn Park, MN 55428
Vice-President: Clyde Thompson
4429 Dunham Drive, Edina, MN 55435
Secretary: Eldon Hugelen
7473 W. 142nd St., Apple Valley, MN 55124
Treasurer: Melvin C. Anderson
5701 35th Ave. So., Minneapolis, MN 55417
Past President: Gregory P. Smith
1540 Rhode Island Ave. No., Golden Valley, MN
55416

DIRECTORS:

Donald A. Powell
346 13th Ave. No., Hopkins, MN 55343
Robert Stepan
7717 Riverdale Dr., Brooklyn Center, MN 55444
Robert S. Voigt
4934 Aldrich Ave. So., Minneapolis, MN 55409
Lloyd C. Wittstock
913 19th Ave. S. E., Minneapolis, MN 55414

Return to:

The Garden Spray

Men's Garden Club of Minneapolis, Inc.
Andrew J. Marlow, Editor
10700 Minnetonka Boulevard
Hopkins, MN 55305-6744

First Class Mail

FORWARDING AND RETURN
POSTAGE GUARANTEED,
ADDRESS CORRECTION REQUESTED