





# The Garden Spray

Bulletin of the Men's Garden Club of Minneapolis, Inc.

Affiliated with Gardeners of America and the Minnesota State Horticultural Society

March 1996, Volume 54, Number 3




No. 2 THE CONTAINER GARDEN

## March Meeting at the Dayton's-Bachman's Flower Show

MGCM members will meet for dinner in the Skyroom of the Downtown Dayton's store at Eighth and Nicollet Mall, hear a short talk by Dale Bachman on preparations for the Show and then tour "Garden Varieties."

Dinner is \$15 per person. The permanent reservation list is not effect. Everyone who wishes to attend must send a check for the total number of people attending with the reservation coupon below to Treasurer Howard Berg by Friday, March 15.



No. 3 THE ROSE GARDEN



No. 4 THE HERB GARDEN

Date: Tuesday March 19  
Time: 6:00 P.M.  
Place: Skyroom Restaurant  
Dayton's  
Eighth and Nicollet Mall  
Minneapolis

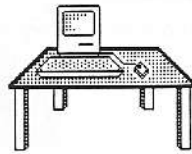

Please reserve dinner for my guest(s) and me at  
the Dayton's-Bachman's Flower Show dinner on March 14

Member Name: \_\_\_\_\_

Guest(s) Name: \_\_\_\_\_

Enclosed is my check for \_\_\_\_\_ dinners @ \$15.00 for a total of \$ \_\_\_\_\_

Return no later than March 15 to: Howard Berg, Treasurer, MGCM,  
10107 Lakeview Drive, Minnetonka, MN 55305



### The Editor's Desk

Andy Marlow

At the February MGCM dinner meeting, the Board of Directors presented the name of Jerry Olson for honorary membership in MGCM. The Board made the recommendation after receiving a petition from the required number of members. The membership voted unanimously to accept Jerry as a honorary member. In addition to the prestige of holding this title, honorary members are not required to pay dues—they become, in essence, life members of MGCM.

MGCM bylaws allow the club to name up to 10% of the membership as honorary members. We currently have 9 such members: Lloyd Bachman, Larry Corbett, Chet Groger, Dave Johnson (Golden Valley), Bill Hull, Jerry Olson, Charlie Proctor, Russ Smith and Frank Vixo. Our membership is currently just over 120, so we have room for three more honorary members, if we choose to have them.

(Incidentally, the celebration of Larry Corbett's half century and Lloyd Bachman's 46 years of membership in MGCM will be held at the April MGCM dinner meeting.)

In order to name new honorary members, a petition outlining why a person is deserving of this honor and signed by at least ten members must be submitted to the Board of Directors. The Board examines the petition and if it decides the member is deserving, recommends so to the full membership. A majority of the membership voting at any regular meeting is required for final approval.

## Coming Attractions

**March 6-10**

Spring Home and Garden Show  
Minneapolis Convention Center

**Tuesday, March 12 – 7:30 pm**  
Board of Directors  
Maurice Lindblom's House

**Saturday, March 16 – 8:30 am to 1:00 pm**  
MSHS 5th Dist. Spring Fling  
Robbinsdale Community Ed. Center


**Tuesday, March 19 – 6:00 pm**  
Dayton's – Bachman's Flower Show  
Dayton's Skyroom  
12th Floor – Eighth & Nicollet Mall

**Tuesday, April 2 – 7:30 pm**  
Board of Directors  
Mary Maynard's House

**Tuesday, April 9 – 6:30 pm**  
Dinner Meeting  
Lake Harriet United Methodist Church  
49th & Chowen Ave. So.

*The Garden Spray* is published monthly by the Men's Garden Club of Minneapolis, Inc., for its members and friends. The Men's Garden Club of Minneapolis is a not-for-profit, equal opportunity organization.

Editor.....Andrew J. Marlow  
Staff.....Ed Biren, Chuck Carlson, Dale Fisher, Mary Maynard, Derrill Pankow, Merle Pulley



## Tips and Snips

by Bob Stepan, President, MGCM

We welcome March, a month in which everything a gardener needs to prepare for is hopefully underway. Our seeds are here and, if we start them indoors ourselves, we have begun to notice a shortage of space in our growing areas.

This year, for example, I've taken a lot of cuttings of geraniums, coleus and begonias. For the most part they are doing pretty well, but they didn't seem to stool out like the nursery growers can get them to do. It brought to mind an idea: why not ask some of the resource people we have in our club? Who has a lot of experience in this area? I turned to one of our new members, Ritchie Miller, who works with Malmborg's Nursery. Malmborg's, and consequently Ritchie, have vast experience in growing geraniums.



Photo by  
Ted Olson

"Oh, that's easy," he said. "Just give them a lot of light." He explained that the individual plants should be kept about a foot apart and given a lot of direct light. Once they stool out, you can move them a little closer together. Easy enough for him to say, I thought to myself, with all that room in the greenhouse. I can at least try it for a while until some of the other plants get going. Thanks, Ritchie, for the good advice. I'll let you all know how successful I've been.

In January Susan Holtan explained to us how to dry certain flowers and how to keep the colors as bright as possible. She gave examples of the kinds of plants we could put in our gardens, and how to dry them properly. Just think, if you have a feline in your house, you already have one of the key ingredients—kitty litter.

This month brings our annual excursion to the Dayton's-Bachman's Flower Show at the downtown Dayton's 8th floor auditorium. This is a great event to get your planting interests up. Dale Bachman and his crew do their best to create colorful arrangements that delight the eye—and nose. Try not to miss this special event. If you've not been to one of these shows, I encourage you to come and enjoy the fragrance that is detectable throughout the whole store. Plus, you'll get some great ideas to use in your own garden.

The May plant auction is being held at a new site this year. The Plant Auction Committee selected the Colonial Church of Edina as the location for the event on May 9. This facility has a very large room that is available on the main floor and is very accessible, with lots of parking. Thanks goes to Doug Whitney for suggesting it to the Committee. Doug is a member of Colonial Church.

The Plant Auction is a very critical event, as the club receives all the operating funds from the auction. Keep this in mind and invite your friends to come and purchase plant material, hanging baskets, trees, shrubs, and roses—and don't forget the country store.

Happy Gardening!


---

## How It Started

by Bill Hull, MGCM Historian

As we embark on another season of planting and maintaining the Fragrance Garden at 19th and Aldrich, its worth looking at the origins of this project. Recently I discovered some papers concerning the initial development of the

(continued on page 11)



# Monthly Program Report

by Sher Curry

Peter Olin, Director of the University of Minnesota Landscape Arboretum, was our guest speaker for the February meeting. Peter discussed recent developments and future plans for the Arboretum.

The sign system has been modernized and is being carried out throughout the grounds. Along with a new sign at the entrance are many enhancing perennials planted along the drive. I think this has really created a wonderful statement upon entry as to where I am and how much I will enjoy my visit. Last fall the Black Eyed Susan's and Purple Cone Flowers were in full color when I visited. In the spring there are five to six thousand daffodils to impress us. The entrance uses plants that require minimum care throughout the year.



Photo by  
Lloyd Wittstock

The parking area has small areas of "model planting" to give a person different ideas of what will look good and do well together in public parking areas and along the highways. These are also low maintenance plants, shrubs and trees that will withstand drought and highway chemicals. A display of Minnesota perennials were established off the parking area by handicap spots. There is a walkway now through the lilac area so it has easier access. At the top is a new perennial garden with places to sit and enjoy the great view.

The Japanese Garden that was

originally designed by David Slosem has been reevaluated and thinned out to look more authentic. A new aggregate walkway was laid.

A new display requested by the DNR for fencing for deer control has been set up.

The children's programs have been a big success and the Arboretum has served over 30,000 kids. There is a Plant Mobile that goes out to classrooms for this program and allows many schools to participate that do not have the budget for bus transportation to the Arboretum.

A new program on horticultural therapy is now in action. This program is geared primarily for disabled persons. Improvement has been seen in both the mental and physical sides of persons participating in this therapy.

A composting bathroom has been built and is in use.

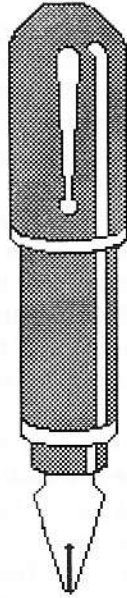

Many new Bromeliads were purchased for the Conservatory.

Future plans involve building an entry room for the greenhouse for classroom study use. The wild flower garden is being excavated to solve water run off problems. The water will be re routed around the Woodland Pond.

Thirty acres of new land was purchased on highway 41. Plans call for reestablishment of a wetland area on this site.

Peter brought a lot of beautiful slides for us to enjoy and remember what spring and summer look like. He also brought along some from our winter ice storm. The slides were wonderful with all of the ice covered trees, bushes and structures. Along with all of the damage that was done, there definitely was great beauty.

A lot of new things are happening at the Landscape Arboretum. Make sure you visit this year!



# Board Meeting Minutes

Mary Maynard, Secretary  
February 6, 1996

All officers and directors were present. The meeting was called to order by Bob Stepan at 7:50 p.m.

## Old Business

### Secretary's Report:

Minutes of January meeting approved on motion by Bob V., second by Kay.

**Treasurer's Report:** Report was approved as presented on motion by Mary, second by Bob V. A trophy or plaque for 50-year member will be purchased out of Ashley fund. George McCollough and Joe Stenger have audited the 1995 books and approved them. Total interest earned in First Bank account in 1995: \$424.15.

**Honorary Members:** The two new honorary members will be out of town for February meeting. Recognition planned for April.

The Board received a petition recommending Jerry Olson as an honorary member. The Board recommends approval of this nomination, and it will be presented to the Club at the February meeting.

**Donation to Lake Harriet Church:** Bob Voigt is following up on suggestion to donate a couple of dozen water glasses to Lake Harriet Methodist. (They don't have enough for a large gathering like the Holiday Party.)

**Ashley Books:** Kent Petterson has

estimated market value of books donated to the Club by Mrs. Ashley. Will have a silent auction at February meeting.

## New Business

**Membership:** Bob Voigt proposed purchase of 20 MGCM lapel pins for new members at price of \$3.00 each. Approved.

**Plant Auction:** This year's Plant Auction will be held at Colonial Church of Edina. Much larger, big kitchen, accessible parking, etc. Will continue trend of getting more perennials. Looking for door prizes.

**New Members:** Applications for membership from Vi Powell and Lynette Uzzell were approved on motion by Chuck, second by Bob Stepan.

**Adjourn:** The meeting was adjourned at 9:20 on motion by Mary, second by Bob S. Next meeting on March 12 at Maury Lindblom's.

---

## I'll Bet You Didn't Know...

that MGCM has served the Minnesota State Horticultural Society by providing at least three presidents of that esteemed group. MSHS offers a seat on its Board of Directors to any member club that has 100 or more members. For several years, MGCM has qualified to appoint a person to this post. From these members have come several state presidents, people who have served us well as leaders of our state organization. Recent MSHS presidents with MGCM roots include Fred Glasoe, Jerry Shannon and Duane Reynolds.

Bill Hull, Historian



# Chuck's Chestnuts

by Chuck Carlson

## The Chestnut


The topic for this month is Asexual Propagation. This type of propagation involves reproduction from the vegetative parts of the plant. It can be done because the vegetative organs have the capacity for regeneration. It is a cloning process, thus all properties of the host plant are perpetuated.

Some of these methods to accomplish this are: root cuttings, stem cuttings, leaf cuttings, tubers, rhizomes, corms, bulbs, bulblets, bulbils, bulb scales, offsets, runners, dividing, layering and grafting.

Since this list is so long there is no way I could cover them all in a column of this length. Thus I will attempt to generalize and provide just a few details.

Propagation by cuttings is fairly typical and I will use it for the general discussion. There are just a few things needed to propagate by cuttings and many of them are also needed to propagate by other methods. These are: the plant material, a container, a propagation medium, a warm moist environment, water, light, and time.

**The cutting.** If only a few new plants are wanted, division is probably the easiest and quickest. But, if larger numbers are wanted the home gardener usually does it by cuttings. Cuttings can be taken from roots but this method takes longer and is more useful for very large scale propagation or if other methods aren't possible. Since stems are more adaptable to a wider variety of plants than leaf cuttings, I'll concentrate on stem cuttings.



**Stem cuttings.** The capacity to propagate via stems declines with maturity. Thus the best stem cutting is when the plant stem has yet to produce flowers. To bring about this condition you need to prune. For very old plants, this might mean pruning to the ground. The resulting shoots will be best able to generate roots. Cuttings take a number of forms: nodal, internodal, mallet and heel plus there are also a number of types. See tables 1 and 2 (page 8) for additional details.


**Containers** can take many shapes, from a cold frame to a clear plastic bag. I have found that a plastic flat with a clear cover works very well. You can use the flat alone or with individual containers set inside the flat. Just remember to clean any container. An easy treatment is a soak in a 10% solution of a liquid bleach to eliminate any fungus.

**Propagating medium** can range from pure sand to a mixture of things such as sand, peat, perlite, vermiculite, pumice, etc. The purpose of the medium is to retain moisture and keep the plant upright, but still provide some looseness. Peat and perlite mixed 1:1 is good. Peat, sand and vermiculite mixed 1:1:1 also provides a good medium.

**Warm moist environment.** Though bottom heat is not required for most applications, a 65 to 80 degree temperature is necessary. Moisture is also necessary. This can be provided by misting (usually outside) or by keeping the cuttings in a closed container. The container can be anything from a clear plastic bag, covering with a plastic dome, to an automatically controlled miniature greenhouse. Cuttings with leaves are most in need of a humid environment.

**Water** is a necessity for rooting and keeping the cuttings from becoming a dry

*(continued on page 7)*



## Chestnuts

(continued from page 6)

stick. If misting is used, this should take care of the need for water. If a closed container is used and the medium has peat and/or vermiculite, the initial watering is usually sufficient until the roots are formed. There is a cheap but effective way to maintain soil moisture in a sandy outside propagation bed. Bury clay pots in the sand, plug the pots' bottom hole with a cork and fill with water. The pots slowly release the water through the clay and all you have to do is keep the pots filled.

**Light.** 12–16 hours should be provided, inside by fluorescent lights and outside by nature. Be careful about direct sunlight, particularly for closed containers. Sunlight will bake the cuttings as temperatures will soar inside the container.

**Time.** The cuttings must be kept in a mist or a closed container until the roots have formed. This can take from 2 to 4 weeks for plants such as willows and coleus up to 2 to 4 months for hardwood cuttings. Test by digging one of the cuttings with a small fork. Never tug on the stem, since the roots are very delicate.

**Transplanting.** Once the roots have formed, the plants should be transplanted to a better soil. Remember, if started inside the rooted cuttings must be hardened off. After growing for a full season the plants are usually ready to be put in their garden location.

**Rooting hormones.** In general softwoods and greenwoods do not need rooting hormones. Evergreens, conifers and hardwood cuttings almost always do. Apply the hormone by dampening the bottom inch of the cutting and dipping it in the hormone powder. The excess should be tapped or blown off. The

cutting is then planted.

**Disease control.** A few days to a week before taking cuttings, treat the parent plant with an insecticide and some fungus control, especially if they are taken indoors. I also take another precaution—the day I harvest the cuttings I dip them in a orethane solution. This seems to eliminate mealy bugs, aphids and white flies. I also water and spray with Subdue to eliminate damping-off and any other fungus problems. When using peat, you will usually find you will have some black flies. These are not a problem but, if you want to eliminate them, do so by using a fly trap. I make mine by painting small cups yellow and covering them with tanglefoot.

### THE TIP

Mist, fog or high humidity are necessary in rooting cuttings but sub-irrigation can also work. Use two containers; one filled with perlite and set inside the other. The outer container is filled with water so the lower 1/3 of the perlite is under water. A cover over both pots is an advantage for cuttings with leaves.

## New Members

Vi Powell  
5424 France Ave. So. #101  
Edina, MN 55410  
Home phone: 925-6208

Lynette Uzzell  
15217 Lake St. Ext.  
Minnetonka, MN 55345  
Home phone: 933-7761



**Table 1**

<u>Type</u>	<u>Information</u>	<u>Time To Take</u>	<u>Form</u>
Soft wood	Take the newest growth Less than 4" long	Early in the year after the first flush of growth and buds have just started.	Heel
Greenwoods	Take from soft stem tips	Late spring after the first flush of growth	Nodal or internodal
Semi-ripe woods	Main stems or side shoots on stems pruned in early spring. Usually deciduous	Late summer	Nodal or internodal
Evergreen	Very ripe woods (almost hardwood) with leaves still attached. Remove the terminal bud. Cut a slice of the bark on bottom 1". Leaves can be halved.	Late summer to early fall	Heal up to 1-1/2 " nodal 3-4"
Hardwoods	Prune heavily in spring or the year before to make the the best cuttings. If hard to root, use the base of the stem for best results.	During the dormant season, best at leaf fall.	Nodal or internodal 6" length best but 10" is good
Conifers	The cuttings must have a distinct growing terminal point. Cuttings from top of parent plant are best.	Yew and juniper in the new year after a period of frost.	Two buds needed 1" above ground.


**TABLE 2**

Examples of plants suitable for stem cuttings:

Softwoods	Most plants
Greenwoods	Fruit plants & vines, mums, delphiniums, trees and many shrubs.
Semi-ripe woods	Currants, dogwoods, forsythia, plum and weigela.
Evergreens	Laurel, magnolias, etc.
Hardwoods	Deciduous trees or shrubs, cotoneaster, prunus, rose, viburnum, etc.
Conifers*	Taxus, junipers etc.

\*Spruces, firs, and pines do not respond to propagation by cuttings.





# 1996 MGCM Scholarship Announcement

The Men's Garden Club of Minneapolis (MGCM) will be awarding at least one scholarship to a student of horticulture in 1996. MGCM will award a \$1,000 scholarship to a student or students interested in a career in horticulture, landscaping or related professional area.

MGCM is a group of men and women interested in gardening, home landscaping and improving the communities in which we live. This scholarship will be awarded to a student or students who have career goals consistent with the interests of the Men's Garden Club of Minneapolis.

## CRITERIA OF APPLICATION AND AWARD

- 1 - Student must be a resident of the State of Minnesota.
- 2 - Student must be accepted or currently enrolled at a school within the State of Minnesota. The curriculum must be accredited or formalized.
- 3 - Student must have a demonstrated career interest in areas such as home gardening, greenhouse management or landscaping.
- 4 - Applications must be postmarked no later than May 1, 1996. A committee of MGCM members will choose the winner and award the scholarship by August 1, 1996.

5 - Finalists may be interviewed at a date and location to be determined.


6 - Financial data, age, gender, race or religion will not be considered in awarding this scholarship.

## INFORMATION REQUIRED WITH THE APPLICATION

- A - A fully completed application form.
- B - A letter of recommendation from an individual (non-family) knowledgeable about the applicant's horticultural experience and goals.
- C - A letter of recommendation from an individual (non-family) knowledgeable about the applicant's personal character.
- D - Other information the applicant deems appropriate.
- E - A statement indicating to which institution address the scholarship funds should be sent.

**Applications and requests for information should be addressed to:**

MGCM Scholarship  
c/o Kent Petterson  
908 East River Terrace  
Minneapolis, MN 55414



# Men's Garden Club of Minneapolis 1996 Scholarship Application

NAME: \_\_\_\_\_

ADDRESS: \_\_\_\_\_

CITY: \_\_\_\_\_ STATE: \_\_\_\_\_ ZIP: \_\_\_\_\_

HIGH SCHOOL: \_\_\_\_\_ GRADUATION DATE: \_\_\_\_\_

SCHOOL OF ENROLLMENT: \_\_\_\_\_

HORTICULTURAL AREA OF STUDY: \_\_\_\_\_

PRESENT ACADEMIC STATUS: \_\_\_\_\_ EXPECTED GRAD. DATE: \_\_\_\_\_

CUMULATIVE GPA: \_\_\_\_\_ TELEPHONE NUMBER: \_\_\_\_\_

1) Describe your education/career goals.


2) Describe the specific horticultural program in which you are/will be enrolled.

3) Describe your personal horticultural experiences and any group involvements.

4) Why do you wish to pursue a career in horticulture or related areas?

\_\_\_\_\_  
Signature

This completed application, along with the required information (see announcement on previous page) must be provided by all applicants. Only those that meet all the criteria and provide all information will be considered. Please use additional paper as necessary.



# 1996 Plant Auction

by Sher Curry, Plant Auction Committee

Spring is just around the corner and pretty soon we'll be out in the yard watching to see what is coming up first. We are having our Plant Auction at a new location this year. It will be held on May 7 in the Great Room of Colonial Church of Edina off highway 62 (Crosstown) and Tracy Avenue. We will have a lot more room and will need your assistance in bringing in some of your perennials. It is time to start thinking about what plants you can donate. Your contribution is immensely important to our success. We are aiming to make this a record year with the extra space we have available. Start passing the word around and invite your friends and family.

---

## Garden

*(continued from page 3)*

garden, at one time called the Garden for the Blind.

The land was a parcel left over when Interstate 94 was constructed. MGCM approached the Society for the Blind about its possible benefit from such a garden at that location—the garden to be prepared, maintained and financed by MGCM.

On May 5, 1970, the Minnesota Commissioner of Highways issued a limited use permit to the Society for a period of 40 years. The state kept the right to terminate the permit at any time if the land was needed for highway purposes, or if it was misused by the permit holder. It included a release of claims by the Society for any damages or injuries that occurred thereon, stated that all improvements were to be maintained by the

Society or its agents, prohibited the erection of any permanent buildings, and insisted that no one could be excluded from use of the mini-park for reasons of race, color or national origin. If any of the negative things occurs, the state has the right to terminate the arrangement and repossess the land.

On August 27, 1970 MGCM President Phil Smith and James H. Greneli, president of the Society for the Blind, completed an agreement under which the Society remained the primary permittee but subleased its rights to MGCM. The agreement requires MGCM to construct and maintain the garden at its sole expense, without the use of the Society's name in connection with efforts to raise funds for the project. The agreement required MGCM to defend the Society against any liens, stated that MGCM would have exclusive possession and control of the premises, and required the Society to maintain its liability insurance, extending its coverage to include the park premises. MGCM agreed to maintain a neat and orderly area, to install suitable water connections, and to provide trash receptacles. The Society also agreed "to keep the sidewalks shoveled of snow and ice, at its convenience, and if required to do so by the city of Minneapolis."

At the September 1970 MGCM meeting, President Smith announced that the clearance to build had been received. He also announced that we needed \$5,000 to complete the project, having already spent \$500. The \$5,500 estimate had been prepared by Walter Neihaus of Bachman's. It was hoped the funds could be obtained, final plans made, all permits obtained and the mini-park open by the following June. This was done.

We are now in the 26th year of this agreement and it continues to benefit MGCM, the society and the community.

## Inside:

Page 2/	Editor's Column
	Events Calendar
Page 3/	President's Column
	Fragrance Garden Origins
Page 4/	February Program Report
Page 5/	Board Meeting Minutes
	I'll Bet You Didn't Know...
Page 6/	Chuck's Chestnut
Page 7/	New Members
Page 9/ '96	Scholarship Announcement
Page 10/	Scholarship Application
Page 11/	Plant Auction News

## MEN'S GARDEN CLUB OF MINNEAPOLIS, INC.

### CLUB OFFICERS:

**President:** Bob Stepan  
7717 Riverdale Dr., Brooklyn Park, MN 55444  
**Vice-President:** Maurice Lindblom  
5219 Malibu Drive, Edina, MN 55436  
**Secretary:** Mary J. Maynard  
4375 Dart Ave. So., St. Louis Park, MN 55424  
**Treasurer:** Howard H. Berg  
10107 Lakeview Dr., Minnetonka, MN 55305  
**Past President:** Bob Voigt  
4934 Aldrich Ave. So., Minneapolis, MN 55409

### DIRECTORS:

Chuck Carlson  
1001 Hackman Circle, Fridley, MN 55432  
Bill Jepson  
13207 Henning Circle, Prior Lake, MN 55372  
Henry Orfield  
6124 York Ave. So, Edina, MN 55410  
Kay Wolfe  
2740 Florida Ave. So., Minneapolis, MN 55426

Return to:

# The Garden Spray

Men's Garden Club of Minneapolis, Inc.  
Andrew J. Marlow, Editor  
10700 Minnetonka Boulevard  
Hopkins, MN 55305-4404

First Class Mail

FORWARDING AND RETURN  
POSTAGE GUARANTEED,  
ADDRESS CORRECTION REQUESTED