




The Garden Spray

Bulletin of the Men's Garden Club of Minneapolis, Inc.

Affiliated with Gardeners of America and the Minnesota State Horticultural Society

May 1998, Volume 56, Number 5



Tuesday, May 5 is MGCM's 1998 Plant Auction!

Join us for a night of camaraderie, good food and a chance to buy annuals, perennials and more!

Country Store! A broad group of plant material taken from member gardens and plants specifically selected for over-the-counter purchase.

Silent Auction! Includes a smaller number of prime plants noted as being an *uncommon item* or an *exceptional quality* plant. Individuals post their bids on the bid card. At the end of an announced time period, the highest written amount purchases the plant.

Door Prizes! Select higher priced items. Generally gardening prizes, but not limited to gardening.

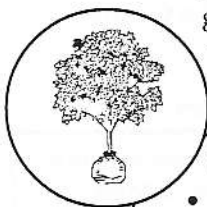
Raffle! Consists of a wide variety of donated items in a range of values.

Dinner! Tasty treat to tempt your tastebuds!

Plant Auction! Quality annuals, perennials—*some* specifically requested by MGCM members for their gardens and others chosen especially for their unique and unusual characteristics.



The Plant Auction is a fund-raiser for MGCM events throughout the year. Your generous support and enthusiasm is appreciated.



We need your help...

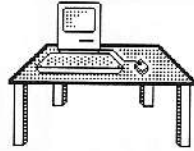

- **Bring plant materials from your garden to sell at the Country Store.** Identify the plants. Add a description, if possible. The Committee will price them. The earlier we receive them on May 5, the better. Committee members will be on site nearly all day.
- **We can use small boxes or flats for Country Store purchases.**
- **Donated items for the Raffle or Door Prizes will be gratefully accepted.** (Those donating items will be acknowledged in a following *Garden Spray*.)

Agenda

Country Store sale begins:	4:30 p.m. - 5:45 p.m.
Silent Auction bidding starts:	4:30 p.m. - 5:45 p.m.
Dinner:	5:45 p.m. - 6:15 p.m.
Plant auction:	6:30 p.m. - ?

Bid numbers

Individuals must have a bid number in order to participate in the Plant Auction and the Silent Auction.



The Editor's Desk

Chuck Carlson
Managing Editor

You have all heard sayings about animals, such as: dumb as an ox; scared as a rabbit; and sly as a fox. Why don't we hear things like this about plants? Well Pat Stone in the *Green Prints Letter* (sent to me by Eldon Hugelen) came up with some:

- Promiscuous as chickweed.
- Fussy as an orchid.
- Overbearing as kudzu.
- Slow as bonsai.
- Low as lichen.
- Lazy as a four o'clock
- Common as crabgrass.

Pat also thinks plants are smarter than people. How many people get six months off during the winter and have the job waiting for them in May, plus a boss who caters to your every need? Plants do. Just like in Lake Wobegon, where men are tall, women are good looking and children are all above average; plants get the time off because the nights are long, the days are bad looking and the temperatures are below average. They've also pulled the leaves over our eyes and it makes us green with ivy.

Eldon also sent me a few words that came with one of his plant orders. One could say it answers the question: Do you want a better garden?

"When I first began gardening, I was told if I don't see a plant in neighboring gardens, it means we can't grow it here. I'm so glad I didn't believe it." This was a note from Nancy Goodwin, of Montrose Nursery. Eldon must believe as Nancy does, as he has things growing in his garden that aren't in many others.

This approach is also why MGCM is

(continued on page 10)

Coming Attractions

Tuesday, April 28, 7:30 PM
Board of Directors meeting
Chuck Carlson's house

Tuesday, May 5
Plant Sale and Auction
Westwood Lutheran Church

Saturday, May 16, 8:30 AM
Planting Day
Lake Harriet Perennial Trial Garden

May 17-20, 1998
National Convention
Asheville, North Carolina


Tuesday, June 2, 7:30 PM
Board of Directors meeting
Tim McCauley's house

Tuesday, June 9, 6:30 PM
MGCM Dinner Meeting
Lake Harriet Methodist Church

July 11 & 12
MGCM Public Garden Tours

The Garden Spray is published monthly by the Men's Garden Club of Minneapolis, Inc., for its members and friends. The Men's Garden Club of Minneapolis is a not-for-profit, equal opportunity organization.

Managing Editor Chuck Carlson
Production Manager ... Andy Marlow
Staff Tim McCauley,
Mary Maynard, Margaret Hibberd
Howard Berg, and Bob Stepan.



Mary's Meanderings

by Mary Maynard, President MGCM

It's here! Spring is really here! I just had a fabulous weekend, raking and bagging and seeing what made it through the winter and what didn't. I see, for instance, that quack grass and creeping




Photo by Lloyd Wittstock

charlie seem to have weathered the winter just fine, while only two of the six foxgloves that I got from Margaret Hibberd are showing any sign of life. They looked really good in February—until the cold weather returned.

And my experimental *salvia transylvanica* and *salvia pratensis* came through just fine, as did my new Marshall's Delight monarda. In fact, that monarda is already all over the place, and I just got it last year! And the *Carex* grass that was only supposed to be good to Zone 6 is looking good but I haven't seen a couple of Zone 5 grasses that I had hopes for. Oh well. Live and learn.

Nine of the 15 *salvia argentea*'s made it through the winter, most unexpectedly. Eldon tells me that they have a very ugly flower, so this will be something to look forward to!

While I've been trying to keep out the flower beds to keep from compacting the soil (an excuse to avoid weeding, for the most part), I have already identified a number of candidates for the Country Store at the Plant Auction: daylilies that

need dividing, seedlings from enthusiastic perennials, maybe a little Marshall's Delight if I can spare it. And I see a lot of things coming up that came from previous plant auctions: an azalea that I finally protected from rabbits, three different viburnums, a Willow Golden Curls that Chuck Carlson rooted from trimmings at the Lake Harriet Rock Garden, a helenium with a label that looks like Mel Anderson's handwriting, some rhubarb that's an old friend from many years ago, several things from Ambergate and Shady Oaks. I haven't seen any of those expensive hostas from Savory's yet, but it's still early for Hostas!


Well, as our gardens are getting going, several of our committees are moving along at full speed. The public tour committee has things well underway, and things are taking shape for the Flower, Food and Foto Show, too. Also, the perennial trial garden project is beginning to jell as well. By the way, I'd like to thank Barbara Berosik, Marilyn Brummer and everyone else who worked on the Arboretum Education Fair. See you at the Auction!

Address Change

Burton Frink
16249 The Strand
Minnetonka, MN 55345-1330

Green Thumb

This is a common condition suffered by garden shop retailers in which the skin of the thumb develops a greenish hue as a result of handling large amounts of money at the cash register.



Flower of the Month... **Cosmos**

by Sher Curry

Cosmos has been selected as the May lower of the Month because it is the National Flower for the MGCM Flower Food and Foto Show.

Cosmos have been overlooked for years. Maybe they tend to lack value because they are so easily grown. Cosmos are truly stellar. Easily started from seed, they provide spectacular color in the garden and handfuls of flowers for arrangements. They all attract butterflies, grow in poor and dry soils and work great in bouquets.



This annual is a native of Mexico that has found its way north and into many seed catalogs. While cosmos may reach ten feet, stems are usually three to five feet tall. The twice-cut, linear leaves are scattered along the smooth stem. The flower heads are borne atop long stems, a feature that makes cosmos an excellent cut flower. The native varieties have red, pink or white one to two inch flowers. Horticultural varieties have flowers up to six inches in diameter ranging from the traditional colors to orange and yellow. The ray flowers have a broad petal with five-toothed tips, while the disc flowers are small and yellow. Each of the narrow, seedlike, half inch long fruits has a beak with three small barbs.

Cosmos is one of the easiest wildflowers to cultivate and thrives when neglected, if given a sunny location and dry soil. Cosmos even grows well where there is little organic matter or native fertility. The best flowers are from plants that have not been fertilized, so you don't have to worry about compost or nutrient

amendments unless you desire tall plants with a lot of foliage. You can pinch off the leader when plants are a foot or so high for shorter, bushier, more compact plants.

The goldfinch and other birds love the seeds the Cosmos produce. If you collect some for yourself it should be planted in the spring when the soil is warm and danger of frost is past. Plant the seeds a quarter inch deep where you want the plants to grow. Flowering is enhanced by the long nights and short days of late Summer.

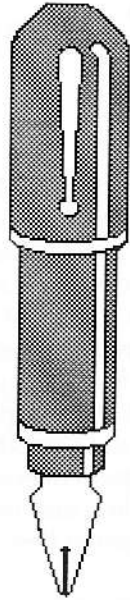

Species:

- **Cosmos bipinnatus:** color range from white through deep magenta
- **Cosmos sulphureus:** color range from orange to yellow to sunset red

Varieties:

- **Bright Lights:** Two feet tall, 1.5" double flowers in warm orange, red and yellow tones
- **Candy Stripe 'Picotee':** Three to four feet tall, dainty painted three inch daisy-like flowers having background petals of satin pink deep rose or soft white that are delicately overlaid, edged and striped in a deep contrasting magenta.
- **Early Wonder:** 3.5 feet tall, four inch flowers in white and a full range of pinks
- **Ladybird Mix:** 10 inch tall plants with two inch double flowers in orange red and yellow.
- **Psyche Mix:** 3.5 - 4 feet tall with large open two inch blossoms that have a second inner row of shorter petals that form a softly ruffled crown around the golden centers. Color range: shell pink, intense deep rose-magenta and satiny pastel rose.
- **Seashells Mix:** 3.5 - 4 feet tall. These unique cosmos have fluted tubular petals that form three inch rolled

(continued on page 10)



Board Meeting Minutes

Walt Muehlegger, Secretary

April 7, 1998

Present: Howard Berg, Chuck Carlson, Eldon Hugelen, Mary Maynard, Tim McCauley, Ritchie Miller, Walt Muehlegger, and Kay Wolfe.
Absent: Maury Lindblom

Secretary's Report:

Minutes of the March 3, 1998 Board Meeting were approved.

Treasurer's Report:

March 31, 1998 report was approved as presented.

Committee Reports

Flower, Food and Foto Show: Chuck Carlson is working on the photo rules. He has 12 cases of vases.

Garden Spray: The Board agrees that Chuck is doing a great job.

Perennial Gardens: Kay Wolfe, Mary Lerman, and new University of Minnesota contact are keeping the ball rolling.

Plant Auction: Plants are ordered, need door prizes.

Tours: Kay Wolfe reports 6 gardens are locked in.

Old Business

Arboretum-Education Fair: Everything is set. Need more exposure.

Survey: Samples have been made which will be studied by the Board.

Caterers: Kay reports caterers have visited the church and everything looks fine. They will serve their first meal at the

April dinner meeting.

Brochure for New Members: Kay had some printed

Dayton's-Bachman's Feedback: A lot of discussion. It was suggested that we could have our meal at the church and hire a bus to take up to the flower show at Dayton's. The flowers were beautiful. Box lunch was good, but pricey.

Pumpkin and Sunflower Seeds: Howard Berg has a box full of each.

New Business

Name Tags: Replacement for Burton Deane needed.

Minnesota State Horticultural Society bricks will be ordered for Burton Deane and Larry Corbett.

Adjourn: The meeting was adjourned.

The next meeting will be April 28, 1998 at Chuck Carlson's home at 7:30 PM.


May Tips

If you haven't transplanted cool season vegetable, do it now. Cover them if a hard frost is predicted.

By the end of May (a week or two after the last frost date), the soil should be warm enough (65 degrees) to plant warm season transplants.

Don't fertilize your lawn until you have mowed twice.

Crabgrass preventative should be applied about the time lilacs start their bloom if needed.



Controlling the Iris Borer

by Barb Berosik

One of the most distressing pests affecting the iris is the iris borer, *Macronoctua onusta*. Iris borer larvae feeds on the leaves and rhizome of the iris and may destroy the rhizome or cause wounds which allow bacteria to enter. This leads to a slimy, smelly, soft rot. The night flying adult moths lay eggs on foliage and other debris near the iris plants in the fall. These eggs winter and tiny larvae (caterpillars) hatch in early spring. The tiny larvae crawl up the center stems feeding along the edges of the leaves. They then move down the iris stem toward the rhizome, getting larger and fatter as they feed.

Managing iris borers is best accomplished using a variety of tactics. One method is to remove old iris leaves, stems and debris in the late fall. Wait until as late as possible to be sure that the egg-laying period has ended. This will remove most of the wintering eggs. Remove rhizomes that are soft, rotten or have holes from the borers. Diligence with sanitation efforts alone can be an effective control for iris borer, but this must be repeated every season.

There are some new and exciting biological and chemical choices to help reduce iris borer. In the past, Dimethoate (Cygon 2E), a toxic chemical, was commonly used to control the iris borer. *(Editors note: Cygon 2E was covered in the April issue of the Garden Spray This article covers non chemical methods)*


In 1997, a study was done at the Central Maryland Research and Education Center in Ellicott City, Maryland comparing two entomopathogenic nematodes (*Steinernema carpocapsae* and

Heterorhabditis bacteriophora) and two synthetic chemicals (Dimethoate and Imidachloprid) as effective means of controlling the iris borer. All treatments gave significant control of iris borer. Imidachloprid reduced borer larvae by 87% reduction; *S. carpocapsae* provided 100% control; *H. bacteriophora* provided 87% control; as did Dimethoate. This is good news for gardeners who are interested in controlling pest insects by natural means via Integrated Pest Management (IPM).

Nematodes are becoming more available in local garden centers and from natural garden supply catalogs. Upon receipt of the biologicals, they should be handled carefully and released according to the supplier's schedules and directions. Early detection of a pest problem is a key to successful control. Nematodes give you a bigger window of opportunity than some of the chemical controls. They should be applied first when iris plants are 8-10 inches tall and can be reapplied two weeks later. Rainy weather is not good for many gardening activities, but it is the best time to apply beneficial nematodes. Monitoring the effectiveness of your management strategy is also important if you are to be successful.

Some additional variables that determine the success of beneficial nematodes for pest control include monitoring the number of pests and beneficials over time, multiple release rates of nematodes, usage of other compatible management systems—such as horticultural oil, the reduction and elimination of chemical pesticides, temperature and light, environ-

(continued on page 10)



Classifieds

Wanted:

Buyers and Sellers

Reserve July 11, and 12 for the MGCM Biennial "Gardens of Distinction" Tours. There will be drive yourself tour of seven gardens on both Saturday and Sunday for \$10. The bus tour Sunday for \$28 will include a Lake Minnetonka estate garden, six MGCM members gardens and a box lunch. Besides being great fun, these tours raise money for our horticulture scholarships, so encourage your friends and family to accompany you or go on their own! Tickets will be available at the auction, May 5.

Wanted: Raffle Donations

Raffle donations needed for the MGCM Plant Sale and Auction on May 5. Invite your favorite garden or hardware store to donate something for a gardener. If you would like to make a personal donation for this cause it would also be welcome. Bring it to the sale and auction or contact Bob Voigt 823-4934. Even if you don't have a donation make sure you come to the auction and plant sale. We can use you support and you will have fun. Remember the country store opens at 4:30. Dinner and auction follows.

In Memoriam...

Laurence "Larry" Corbett


1902-1998

Not only was Larry our oldest member at age 95, but had been a member of MGCM since 1946. I didn't research this but I think his 52 years is a record for the most years as a member.

Not only was Larry a member of the Men's Garden Club of Minneapolis and the Garden Clubs of America but he was always a friend of Agriculture. He graduated from Cornell University with a BS and an MS in Agriculture. In 1932 he moved to Minneapolis to work for Northrup King and Company. He became the Manager of Bulk Seed Sales and vice president in charge of garden seeds. During World War II he developed the Victory Garden Program which became a nationwide program. He also served as a chairman for the All American Selections of flowers and vegetables.

Larry was a true friend of the garden and the Men's Garden Club of Minneapolis. He left the world a bit better via the garden patch and I am sure everyone who knew him feels the loss. Our condolences to his family and his wife Gerd.

Do you ever wonder if you should do something new? Why not go out on a limb? That's where the fruit is.



National Awards for MGCM's Flower, Food and Foto Show

The Food, Flower and Foto Show Committee has selected Squash as the National Vegetable and Cosmos as the National Flower for 1998. The term "National" vegetable or flower derives from the fact that we give a special ribbon from The Gardeners of America/Men's Garden Clubs of America for one vegetable and one flower class each year. To be eligible, an entrant must grow and show, so be sure to plant some squash and cosmos this year.

The Vegetable

Both winter and summer squash will be considered for the National Award. Summer squash types include, but are not limited to, Crookneck, Straightneck, Zucchini and Scallop or Pattypan. For the Flower, Food and Foto Show, three specimens of summer squash are required. Winter squash have thicker skin that enables them to keep well into the winter. Some of the most popular types of winter squash are Acorn, Buttercup, Butternut, Hubbard and Kabocha. For the Flower, Food and Foto Show, one specimen of winter squash is all you need to enter.

The Flower

Cosmos is an easy flowers to grow. It does best directly seeded, so with a little planning, the seeding time can be selected so they will be at their peak for the show. Look at the seed packets for number of days to maturity, or can seed some every week or two to accomplish the same thing.

See Sher Curry's article on page 4 for details.

Showing

Details on showing these will be in a later issue of the *Garden Spray*. If you have any questions about showing anything this year, please get in touch with Margaret Hibberd (644-8149) or Mary Maynard (926-7506). They are cochairs of the Flower, Food and Foto Show, and will be happy to advise you.


Spring

by Edith Butler



The crab apple has budded and blossomed. Its petals are pink in the lane. The grasses are green on the hillsides And lilacs are sweet in the rain.

The earth has been furrowed and planted
And the seed thrusts up spear after spear.
This is the season of promise.
This is the spring of the year.



May Meeting Photos



(Clockwise from above) Speaker Erika Jensen defines organic gardening and describes her community organic farm (a full write-up will appear in next month's Spray.) Bob Voigt becomes the "huckster" as he solicits donations to the raffle and door prizes for the May Plant Sale and Auction. Membership Committee Chair and Past President Maury Lindblom inducts RaeAnn Vandeputte as a new MGCM member. All photos by Lloyd Wittstock.




Fungicide:

A garden chemical similar to a girdle in that it is used to keep an unfortunate condition from spreading

Mulching Around Trees

A mistake made in tree mulching is the depth applied. A good depth is 2 inches and never apply more than 4 inches. Always stop short of the drip line. Never let it touch the trunk, thus leave a cylindrical space around the trunk.



Editor's Column

(continued from page 2)

associated with the new perennial trial garden. In it we will try to find plants that will grow in zone four, but today are listed hardy for zones five and above.

This last bit comes from Bill Hull. He writes: "On Easter Sunday our family was treated to a magnificent site—a large seven foot diameter mass of golden yellow. The sun caught every small blossom and magnified the total bush to look like the headlight of an oncoming train. In the northeast corner of our lot, up the rear slope stands this great bush, a memory of friend and club member Leon Snyder. We had purchased this Forsythia 'Northern Sun' at a 1986 meeting of the Men's Garden Club of Minneapolis. It was developed at the University of Minnesota horticulture department under the direction of Leon. Dr. Snyder had brought several different plants to one of our club meetings for auction and I (Bill H.) was happy to acquire it for eleven dollars."

Bill asked if anyone knows if this plant is available on the market. Please let him know. I would suggest that cuttings or layering be taken from the plant, or a piece dug up for propagation. Maybe we could have another auction and bring a 1986 plant into 1998.

Flower of the Month

(continued from page 4)

rays around yellow button centers. Color range: Dark rose, satin pink and soft lilac rose.

- **Sonata Mix:** 20 inches tall, three inch flowers in pink, white and magenta. White sonata cosmos have been shown to be a favorite gathering

place for beneficial insects.


- **Versailles Mix:** Four feet tall, large three and a half inch flowers in pink white and magenta. An extra fancy tetraploid cosmos that have especially large plants and flowers.
- **Chocolate Cosmos:** Cosmos, atrosanguineus A perennial Cosmos with luscious chocolate scented flowers. The color is unique for Cosmos, a rich deep burgundy. Long-lasting flowers on strong 18 to 24 inch stems. Blooms midsummer to fall in full sun. It is hardy in Zones 6 - 10 but has been known to overwinter here in zone 4 but not reliably.

Iris Borer

(continued from page 6)


ment structures such as raised beds, host plants, and sanitation.

(About the author. Barb joined the club in 1996 and has served on plant auction,



Arbor Day, Flower, Food and Foto Show and Holiday Party committees. She was a co-recipient of the 1997 Rookie of the Year award. She planned our display for the April 18th fair at the arboretum. Barb lives in St. Paul where her garden stresses roses but perennials and a garden pool are being added. Groups of small gardens are incorporated together to make

the total look. She is presently doing free-lance work in the field of publicity, presentations, and desktop graphic layout. Her hobbies are writing, designing and painting.)



Here are a few of the new plant selections to be offered for sale during the evening:


- 'Jerry O' miniature rose and a few other miniature roses recommended by Jerry Olson
- 'Spilt Milk', 'Queen Josephine', 'Lady Elizabeth Bennet' and, 'Blue Jay' hostas from Shady Oaks Nursery
Note: 'Lady Elizabeth Bennet' is an improvement of Francis Williams that does not burn on the edges
- Hardy chrysanthemums from Dooley Gardens, including last year's beauty, 'Florence'
- Serbian Bellflower, a blooming groundcover
- Barrenwort, a groundcover for dry shade
- Peony selections
- Purple Leaf Elder, a hardy shrub with deep purple foliage and white contrasting blooms
- Astilbe 'Ostrich Plume'
- Lespedeza 'Bush Clover', a perennial with striking petite-leaves that arch from the weight of pea-flowers in the fall
- Monkshood perennial with tall, intense-blue flowers that bloom September through October, as seen in Noerenberg Gardens
- 'Red Leaf' Fountain grass (annual)
- 'Red Leaf' Miscanthus grass
- Assorted ferns

Plant Auction Location:

Westwood Lutheran Church
(9001 Cedar Lake Road)
Just east of Highway 169 on Cedar Lake Road
in St. Louis Park.

Plus, assorted items from the following:

- University of Minnesota
- Kelly & Kelly
- Hostas from Savory's Gardens
- Lilies, Siberian Iris from Borbeleta Gardens
- Perennials from Ambergate Gardens
- Grasses and native plants from Landscape Alternatives
- Dwarf Conifers from The Botanical Gardens
- Perennials, grasses and small shrubs from Bluebird Nursery, Nebraska



1998 Plant Auction Reservation Form

Name(s): _____

Dinner cost is \$8.00 per person. Make check payable to MGCM.

Total number of dinner reservations: _____

Important!

The 1998 permanent reservation list is **not** in effect for the Plant Auction. If you plan to attend, you must send a check and make reservations by noon, Friday, May 1.

Mail to:

Kay Wolfe
2740 Florida Avenue South
Minneapolis, MN 55426

Inside:

- Page 2/ **Editor's Column**
 Events Calendar
- Page 3/ **President's Column**
- Page 4/ **Flower of the Month: Cosmos**
- Page 5/ **Board Meeting Minutes**
 May Tips
- Page 6/ **Controlling Iris Borer**
- Page 7/ **In Memoriam: Larry Corbett**
 Classifieds
- Page 8/ **National Award s**
 Spring
- Page 9/ **Classifieds**
 Sunshine Report
- Page 11/ **Plant Auction Reservation**

MEN'S GARDEN CLUB OF MINNEAPOLIS, INC.

CLUB OFFICERS:

President: Mary J. Maynard
4375 Dart Ave. So., St. Louis Park, MN 55424
Vice-President: Eldon Hugelen
7473 West 142nd Street, Apple Valley, MN 55124
Secretary: Walt Muehlegger
715 Lone Oak Road, Eagan, MN 55121
Treasurer: Howard H. Berg
10107 Lakeview Dr., Minnetonka, MN 55305
Past President: Maurice Lindblom
5219 Malibu Drive, Edina, MN 55436

DIRECTORS:

Charles J. Carlson
1001 Hackman Circle, Fridley, MN 55432
Tim McCauley
325 West 82nd Street, Chaska, MN 55318
Ritchie Miller
4249 Twin Oak Lane, Robbinsdale, MN 55422
Kay Wolfe
2740 Florida Ave. So., Minneapolis, MN 55426

Return to:

The Garden Spray

Men's Garden Club of Minneapolis, Inc.
Charles J. Carlson, Managing Editor
1001 Hackman Circle
Fridley, MN 55432-0463

First Class Mail

FORWARDING AND RETURN
POSTAGE GUARANTEED,
ADDRESS CORRECTION REQUESTED