



The Garden Spray


Bulletin of the Men's Garden Club of Minneapolis, Inc.

Affiliated with Gardeners of America and the Minnesota State Horticultural Society

May-June 1996, Volume 54, Number 5



June Dinner Meeting...

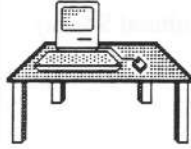


Herbs: Growing, Preserving and Using Them

Theresa Mieseler of Shady Acres Herb Farm is the speaker. In addition to her business, Theresa has been a frequent teacher and lecturer on herb culture and use at the University of Minnesota Landscape Arboretum. She has also written on the subject for the *Minnesota Horticulturist* and other publications.

Date:	Tuesday June 11	
Time:	Dinner	6:30 pm
	Business meeting	7:00 pm
	Program	7:30 pm
Place:	Lake Harriet United Methodist Church 49th & Chowen Avenue South Minneapolis	
Cost:	\$7.00 if reserved in advance \$8.00 at the door if there are meals available	

The 1996 permanent reservation list is in effect for this meeting. If you received a reservation card with this issue of the *Garden Spray*, you are not on the permanent reservation list and must mail your card back to Secretary Mary Maynard by Friday, June 7, to be assured a place at dinner. If you are on the permanent list and will not attend, you must notify Mary by the same deadline or risk being responsible for the price of your dinner.



The Editor's Desk

Andy Marlow

This fat issue of the Garden Spray is the result of my being ill for much of late April. No May issue ever appeared, but everything that was to go in the May issue appears herein. I even, I hope artfully, folded together Bob Stepan's two columns so they look like one. But you will find two of Chuck's Chestnuts and two month's worth of Board minutes and reports on both the April program and the May's Plant Sale and Auction.

Thanks for your patience and concern for my well-being. I had a minor recurrence of a childhood case of hepatitis. It took me out of action for a while, but I'm feeling well now. In fact I've almost caught up on my gardening, and the lawn has been mowed a couple of times already. Plus I managed to acquire a whole bunch of ferns - five different varieties totalling about 80 plants. I extended my Memorial Day weekend by a day in a vain attempt to get them all dug in. Two days later I still have a few to go.

I've missed a lot though. I did manage to spend a few bucks at the Plant Sale and Auction, but completely missed the Arbor Day planting at Minnehaha Park. Nor did I get a chance to take part in the clean up and planting at the Fragrance Garden. All these things went well despite my absence, but I missed participating. Being involved in committees and doing things with other members is what this club is all about.

Of course I'll have lots of opportunities to participate yet this summer, what with the biennial tours, the members tour and the Flower, Food and Foto Show still to come. Bring on summer. I'm ready!

Coming Attractions

Tuesday, June 4 - 7:30 pm
Board of Directors
Chuck Carlson's House

Tuesday, June 11 - 6:30 pm
Dinner Meeting
Lake Harriet United Methodist Church
49th & Chowen Ave. So.

Tuesday, July 2 - 7:30 pm
Board of Directors
Bill Jepson's House


Saturday & Sunday, July 13-14
MGCM Public Garden Tour

Saturday & Sunday, July 13 & 14
Saint Paul Healing Gardens Tour
to benefit the
Center for Victims of Torture

Saturday & Sunday, July 20 & 21
Minneapolis Healing Gardens Tour
to benefit the
Center for Victims of Torture

The Garden Spray is published monthly by the Men's Garden Club of Minneapolis, Inc., for its members and friends. The Men's Garden Club of Minneapolis is a not-for-profit, equal opportunity organization.

Editor.....Andrew J. Marlow
Staff.....Ed Biren, Chuck Carlson, Sher Curry, Dale Fisher, Bill Hull, Bob Olson, Derrill Pankow and Merle Pulley



Tips and Snips

by Bob Stepan, President, MGCM

Wow—wasn't that a great Plant Sale and Auction at Colonial Church of Edina? It surpassed all previous auctions in total sales. Hats off to all involved on that committee, especially the chairman and cochair who helped keep everything on course. We now have enough operating funds to keep MGCM afloat for the year. Thanks to the membership, as well, for each and every one who was able to participate.



Photo by
Ted Olson

I recall my first experience at the sale of plant material. Dave Johnson (Golden Valley) invited me to an MGCM meeting, which turned out to be the plant auction. The excitement of the auctioneer and helpers were a lot of fun.

It wasn't long after that Dwight Stone asked me if I would like to become a member. He and a lot of others have helped me to become a better gardener.

As I write this, the weather has decided to be more cooperative. The perennial, tress, etc., are finally showing signs they may still be alive. Roses are also beginning to show new birth of green shoots.

Speaking of roses, I, of course, had to keep pace and acquire all the 1996 AARS roses. Now the 1997 selections have been announced and for those interested, here they are:

"Artistry" – coral orange in color, blossoms reaching up to 5 inches in diameter with at least 30 petals. It's a natural for cutting as it has 16 to 18 inch stems. A hybrid tea.

"Timeless" – another 30 petal rose with deep rose color

blossoms 4-1/2 inches across.

"Sentimental" – A floribunda with burgundy and cream striped petals known for its scent. One of the first of its kind to be selected for AARS honors.

I like to try new things and keep up with the latest in the vegetable garden, too. I usually try some new varieties, but also grow some of the old standby tomatoes. Classics like Big Boy, Big Girl, Better Boy and Celebrity are hard to beat. We usually end up with a couple of dozen quarts of canned fruit and sauce from the tomatoes we grow. That's usually from 12 plants of the above mentioned varieties. They remind us over the long winter months that our crop was very tasty, and that another growing season is coming with fresh challenges. We grow our tomatoes 2 to 3 feet apart. This gives them plenty of room and light, which helps increase their yield. If you have room "wide-row gardening works to produce up to four time the regular harvest.

I'll close with a reminder that we'd like to have our tours be as successful as the Plant Sale and Auction. If we all do our part, sell (or buy) the tickets you've been given, we'll be able to continue our great tradition of awarding multiple scholarships each year. I've found that the more active I am in different things, the more rewards that come my way. Why not try it?

Happy dirt moving!



Monthly Program Report

by Andy Marlow


It must be nice to have a job that requires you to travel to Europe to take in the explosion of color when bulbs burst forth from the ground in spring. Such is the heavy burden borne by MGCM member Fred Glasoe, host of the Saturday call-in gardening program on KSTP-AM. Last spring (1995) Fred led KSTP's Spring Garden Tour to Europe.

Fred share his experiences and quite a few of his slides at the April MGCM dinner meeting. Fred and his tour group jaunted through Holland, Belgium and France, before concluding their tour in England.

Lest we think Fred had nothing but gravy, he did have to do double duty on the trip. He actually did his radio show using a telephone in the sales area of Exbury Garden in England. It must have impressed those standing in line to pay for their purchases, as several asked for Fred's autograph when the show had ended.

Fred's tour began in Holland. His group visited the great wholesale flower market in Amsterdam, more than 20 soccer fields large and filled every night with cut flowers. Buyers from all over the world bid on them five days a week.

Keukenhof Garden in Amsterdam is the show place for Dutch bulb growers. More than eight and a half million bulbs fill the 300 acres. Each grower is assigned a specific area and each tries to outdo the rest by showing off their latest and greatest offerings. Flowers are in bloom from the last week in March through the



beginning of May. Fred's group, and his camera, caught them at their peak.


Fred observed that there are several reasons that Dutch bulbs are considered the finest in the world. The soil is loose and sandy, much of it reclaimed sea bed. Then the long, cool wet spring allows tulips and narcissi to reach their full potential size. Fred's slides showed literally miles of blooming bulbs in the growing areas just outside Amsterdam.

In Belgium, the Royal Gardens were thrown open so that Fred's group could tour.

And in France, the highlight was a visit to Monet's Garden in Giverny, made famous by the artist's many impressionistic paintings. In fact the garden is so well known that the gardeners are required to keep making the garden the same year after year. Fred's group toured on a foggy, misty day so that the garden looked even more like the paintings than usual.

It was actually hot in England according to Fred - 81 degrees - and very crowded due to the celebrations of the 50th anniversary of VE Day. None of this kept Fred from his appointed rounds, including Hampton Court, onetime home of Henry VIII, and Clayton's Gardens in southwest England near the city of Pool. Clayton's is a smorgasbord of gardens, containing an Italian garden with a long reflecting pool, a semitropical palm garden, a Japanese garden that Fred felt was too full of plant material to be truly Japanese, and a rock garden in which rocks were barely visible due to the profusion of flowers. Fred said that every garden at Clayton was perfect, but he never saw any gardeners.

It's too late now to join Fred for his 1996 tour of Europe's spring gardens, but those of us who were at the April meeting got the very best next best thing to actually being there.



Plant Sale and Auction A Huge Success

by Clyde Thompson, Cochair
Plant Sale and Auction Committee

The 1996 MGCM Plant Auction and Sale at Colonial Church of Edina was like moving into a "bigger house". Thanks to so many members of the committee who filled the auditorium with a vast variety of plants, and to club members and guests who bought them. It was our most successful event in recent memory. The committee is grateful for the spirited audience, which clapped when a bid went beyond most of our means—and to our auctioneer, Gary, whose deep voice



Gary the auctioneer and Dave Johnson deciding what to sell next.
(Photo by Lloyd Wittstock)

awarded you a bid whether you thought yours was the last bid or not.

Thanks also to those of you who brought great things from your garden or propagation table to help fill

the country store.

To continue our gratitude, we would like to mention some of the suppliers of plants for the auction. Without their cooperation, the club could not realize the profit of the event.

Many of the annuals came directly from wholesale growers: Malmberg's; The Flower Farm, Inc.; and Chastek Greenhouses, Inc.

Several of the perennial suppliers for the Country Store have special weekends when they invite the public to an "open house". As a thank you to them, we want to inform you of these special events.

- Savory's Gardens, Inc., Edina
(612) 941-8755

Savory's is celebrating its 50th anniversary in business. You are invited to celebrate with them Thursday, June 13, through Sunday, June 16, from 10 am-4 pm. You're always welcome to visit their fine display garden Monday through Saturday from 9 am-5 pm, closed on Sundays and holidays.

- Borbeleta Gardens, Inc., Faribault
(507) 334-2807

Their annual lily show is July 4 through 6. This year it celebrates "The Dakota Center of the Arts". Check with Dave Campbell and his staff for details.

- Shady Oaks Nursery, LLP., Waseca
(507) 835-7615 or 5035

Clayton Oslund invites you to his Hosta Fair on all Saturday in June plus July 6. Hours are 9 am-4 pm. He also has a nice shade garden display at his home.

- Shady Acres Herb Farm, Chaska
(612) 466-3391

A new contributor this year, Theresa Mieseler invites you to an Open House on Saturday, September 7, from 9 am-4 pm.


- Ambergate Gardens, Inc., Waconia
(612) 443-2248

Mike Heger will not have his usual Open Garden this year because he's moving the sales area to a new site. He promises to renew the tradition next year at his new place of business.

- Rice Creek Gardens, Inc., Blaine
(612) 754-8090

Another new contributor this year is Betty Ann Addison. A visit to Rice Creek Gardens will reveal many fine alpine plants in garden settings, plus a woodland garden.

(continued on page 11)



Prize Winning Photos Tips

by Chuck Carlson

Have you been taking garden pictures for the photo contest? If not, start clicking those shutters. *The deadline for this years contest is July 20.* Rules for the contest will be available at the June meeting.

This year we want to promote member's gardens so we have renamed one class to be "*Scenes of MGCM Gardens*". We will use these in promoting the club. Pictures from years gone by are acceptable.

TGOA/MGCA also sponsors a photo contest. They recently sent out some judging criteria as part of this year's contest package. It included some very good points to think about when taking your pictures or selecting them for the contest. A summary of these (plus a few additions) are below.

Composition

Are you drawn to the picture? Does it have a focal point? Can you tell what it is trying to accomplish? Are there distractions, such as dark or light areas, posts or other unnecessary items? Does it have unique lighting?

Depth of Field

Are both the nearest and farthest objects in focus? Is the background clutter totally out of focus? That is how it should be. For close-ups, all parts of the subject should be in focus. Does the overall picture give the impression that the photographer paid attention to proper use of the depth of field?

Color

Are flowers, leaves, etc.. the proper color? Is the red-green effect noticeable? Is

the ageratum effect apparent for the blues? Was lighting used to obtain impressive colors? Does the picture or parts of the picture have washed out colors? In general, are the colors pleasing?

Unusual or Dramatic Effects

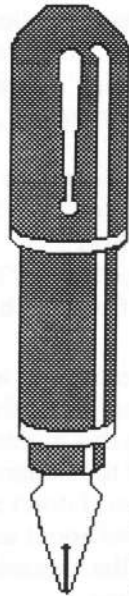

Was the picture taken from a good vantage point? Is the subject framed in a pleasing manner? A dead center picture is sometimes not pleasing, so consider the rule of thirds for the focal point. If special effects have been used, are they achieved?

Lighting

Consider the effects of direct or diffused light. Dark areas should be pleasing, not detracting. Consider the use of back or reflected light.

A successful contest will have your picture winning a blue ribbon.





Board Meeting Minutes

Mary Maynard, Secretary

April 2, 1996

All officers and directors were present. The meeting was called to order by Bob Stepan at 7:40 p.m.

Old Business

Secretary's Report:

Minutes of March meeting approved on motion by Bob V., second by Kay.

Treasurer's Report:

Report was approved as presented on motion by Chuck, second by Henry.

Vice President's Report: Programs are in place through September. Still looking for programs in October and November.

Biennial Public tour: Bus tour to include Lloyd Bachman's garden in Farmington and many others. Gardens have been selected for bus and driving tours. Bus tour cost will be about \$27.00, driving tour will be about \$8.00.

Club tour: Still exploring possibility of touring landscaping, plantings at Valleyfair.

Honorary membership recognition:

Larry Corbett will be recognized for his long service and dedication to the club at the April club meeting. Larry is our first fifty-year member.

New Business.

New Members: Applications for membership from Ruth Berg and Don Morgenweck were approved on motion by Mary, second by Maury.

Adjourn: The meeting was ad-

joined at 8:40 on motion by Mary, second by Kay.

April 30, 1996

Present: Howard Berg, Chuck Carlson, Bill Jepson, Mary Maynard, Henry Orfield, Bob Stepan, Bob Voigt, Kay Wolfe. Not Present: Maurice Lindblom The meeting was called to order by Bob Stepan at 7:45 p.m.

Old Business

Secretary's Report: Minutes of April meeting approved on motion by Bob V., second by Chuck.

Treasurer's Report: Report was approved as presented on motion by Chuck, second by Mary. Note: Slide shows brought in \$70 in April, and one show recently brought in \$75.

Community Garden: Fourteen people worked on cleanup day on April 27. Planting is scheduled for Saturday, May 18 at 9:00 a.m.

Biennial Public Tour: Bus tour to include Lloyd Bachman's garden in Farmington and others. Gardens have been selected for bus and driving tours. Bus and driving tour tickets will be distributed to members at auction.


Club tour: Preliminary date is August 6.

New Business

New Members: Application for membership from James Evans was approved on motion by Howard, second by Bill J.

Linders Garden Fest: The club received an invitation from Linders Garden Center to participate in its Garden Fest on June 15 from 9:00 a.m. to 4:00 p.m. Linders will provide tables, etc. at no charge. Bob V. has replied to Linders indicating that we will participate.

Adjourn: The meeting was adjourned at 8:40 on motion by Mary, second by Kay.



Chuck's Chestnuts

by Chuck Carlson

May's Chestnut

This month I'll touch on two popular plants to grow; the sunflower and the tomato.

Sunflowers

Sunflowers have been increasing in popularity for a few years but this year they seem to have peaked. This is not only true for the flower but for many consumer products. Such things as linens, perfume, crafts, fabric, picture frames and hat decorations have all jumped on the band wagon.

The Latin name is Helianthus. Helos means sun and anthos is the Latin word for flower. The full name given by Linnaeus is H., Annus L He gave it this name since at the time the only known sunflower was an annual. Now there are 67 species plus some subspecies.

Sunflowers appear to have originated on the western plains of North America about 3000 BC. The latest introductions provide such characteristics as multibranching with many flowers, dwarfs, pollenless and double flowered varieties. In the past sunflowers were thought of only as tall and big. This is epitomized by the variety 'Mammoth Russian'. It is one of the tallest and has produced prize winning seed pods. If you want to have something for a child to delight in, have them plant one of these.

Some of the newer varieties are:

Tall—6 feet or above

'Mammoth Russian', 'Moonbright', 'Pollenless Full Sun', 'Sunbright', 'Russian Giant', 'Discovery' and 'Red Sun'

Medium—3 to 6 feet

'Floristan', 'Hallo', 'Holiday', 'Prado Red', 'Sonja', 'Valentine', 'Sunrich Lemon', 'Sunrich Orange', 'Orange Sun', 'Velvet Queen', 'Moonwalker', 'Prado', and 'Italian White'.

Short—less than 3 feet

'Music Box', 'Big Smile', 'Sun Spot', and 'Teddy Bear'.

'Orange Sun' & 'Teddy Bear' have nice double flowered blooms.

Tomatoes

Americans have a love affair with "Love Apples". But other countries have also taken to this native of the new world. What would the Italians do without them for their pasta? I don't think there is a plant so talked about as the tomato, particularly the biggest, the earliest or the best tasting one..

In recent years better hybrids have been popular, but this year some gardeners have been getting back to the heirlooms. I even succumbed and ordered a Brandywine, which is purportedly the best tasting of any available. Of course this is very subjective since we all have different tastes and likes. Ask me next fall.

I did run into a few blind taste tests. One gave 'Matts Wild Cherry' top honors, followed by 'Brandywine', 'Stripped German' and a new hybrid called 'First Lady II'. Another gave 'Persimmon' the best rating.

In a California test the winner was 'Stupice'. This one, an early red also performed well in the cool 50 degree nights of San Francisco. You can conclude from this that heirloom varieties are the good tasters. Here are a few others that have been recommended: 'Striped Marvel', 'Yellow Brandywine', 'Green Grape', 'First Prize', 'Medford', 'Heart of the Bull', and 'Green Zebra'.

If you want to grow some tomatoes, below is a how to list for growing

(continued on page 9)



Chestnuts

(continued from page 8)

them in Minnesota.

- Sow seeds inside 6-8 weeks before the last frost date (Apr. 5 - 19).
- Sow in 2" pots or cells and after 4 weeks transfer to a 6" size.
- Germinate at 75° and grow between 55° & 65°
- Gently brush seedlings with a sheet of paper for 90 seconds a day from emergence to hardening off. Makes them sturdy and stocky.
- Harden off for one week prior to planting outside.
- Set in the garden in mid to late afternoon. Shade the new plants from sun and wind for a couple of days.
- Plant deep leaving only 4 or 5 leaves above the soil. 2/3rds of the plant will be underground. They can also be planted horizontally in a 3" furrow.
- Plant about 18" apart.
- Add compost to each planting hole and spread some corn meal around the plant as a cut worm deterrent.
- Avoid high nitrogen fertilizer
- Banana peels (potassium) and Epsom salts (2 Tbs. per gal.) at 2 cups per plant should be added when flowering begins.
- A very dilute fertilizer, if added continuously via a drip system, is very advantageous.
- Reduce water and feeding when fruiting begins but never let them dry out completely.

The Tip


I should have told you this last month but there is still time. Plant a tree for Arbor Day. Henry van Dyke wrote. "He that planteth a Tree is a servant of God. He provideth a kindness for many generations, and faces that he hath not seen shall bless him."

June Tips

June is tip month. I hope you will find some use for them.

- Coleus grown from seed in many cases are not as good as those grown from cuttings. In fact some can only be propagated via cuttings.
- Banks of one colored plants command attention.
- White flowers make other colors more striking.
- Green hedges make a good background.
- Never fertilize a dry plant. Water a dry plant 4 to 8 hours before applying fertilizer.
- Onion maggots complete their growth cycle by June 30. If you want only green onions, plant them after this time.
- Biennial foxglove will not usually bloom the first year, but a variety called 'Foxey' will if started early.
- Lawn care tips: Don't push lawn care in the spring. Stay off the lawn until it is firm and almost dry. Mow twice before fertilizing or the fertilizer will be wasted. Apply crabgrass preemergence when the lilacs start to bloom. Fescues are good for shade. If you have deep shade and grass seems impossible to grow but grass is still wanted, plant annual rye multiple times during the growing season. Mid to late October is the best time to fertilize a lawn. If airification is needed, fall is the best time to do it.
- Black film cans are good for seed storage. Store seeds in a dry, cool, dark place.
- Glads need boron (borax). Plant them 3" deep. If planted too deep you will have fewer flowers and corms.
- If peonies are planted too deep, you will get leaves but no flowers.
- Earthworm castings are an advantage if added to container potting mixes or

(continued on page 10)



Chestnuts

(continued from page 8)

gardens. As little as 5% casting additions will increase germination & growth, but 20 % is better.

- Cold frames should be painted white on the inside. Insulated cold frame walls will perform better. Black pots will retain heat better. In the fall or winter the inside temperature should not get above 60°.
- Creeping Lemon Thyme (Thymus, Citroidora) is 3 times more repellent to mosquitoes than other plant. It can also be rubbed on your skin.
- Epsom salts aid in the culture of roses and tomatoes. Other plants could be aided also.
- The vase life of cut roses is longest when the cut rose is a one-leafed stem, air cut stems are burned and the tap water used contains 3% sucrose and 300 ppm of aluminum sulfate which is changed every day.
- If you do not want to use the typical sprays for fruit trees and vegetables, Japanese growers have found that spraying with a dilute solution of vinegar (1 part to 25-50 parts water) every 2 or 3 days will control insects and diseases.
- Colored mulch rather than black increases yields. Cucumbers (red), peppers (yellow or silver), squash (blue or red), tomatoes (brown), and watermelon (clear).
- Clear film is better than black to warm the soil in the spring. Don't add mulch to the soil until the soil temperature reaches 75° down 4 to 6 inches.
- White glue is a good wound dressing for trees, roses and shrubs.

Musings

- Dew is formed on leaves when the sun shines down on them and makes them

perspire.

- Mushrooms always grow in damp places. That is why they look like umbrellas.
- The pistol of the flower is its only protection against insects.
- To germinate is to become a naturalized German.
- Rhubarb is a celery gone bloodshot.
- When you breathe, you inspire. When you do not breathe you expire.
- When you smell an odorless gas it is probably carbon monoxide.
- Water is composed of two gins, Oxygin and hydrogin. Oxygin is pure gin and hydrogin is gin and water.
- There are three kind of blood vessels; arteries, vanes and caterpillars.
- Nitrates are cheaper than day rates.

New Members

Ruth Berg
10107 Lakeview Drive
Minnetonka, MN 55305
Home phone: 545-7290

James Evans
13782 Guild Avenue
Apple Valley, MN 55124
Home phone: 431-7948
Business phone: 330-8308

Don Morganweck
4708 West 41st Street
St. Louis Park, MN 55416
Home phone: 926-8668



Biennial Tour News

by Dave Johnson, Chair
Biennial Tour Committee

MGCM's 1996 biennial public tour of member's gardens is coming up on July 13 and 14. The tours raise money for MGCM scholarships and create great visibility for our club. Ten \$1000 scholarships have been awarded from the proceeds since our first tour in 1992.

Several other garden tours are being held around the same time. You can make ours the most successful of them by selling (or buying) the tickets you received at the Plant Sale and Auction or through the mail.

Two types of tours are being offered; **Self Driving Tours** of seven metro area gardens on July 13 and 14 at a cost of \$8.00 per person and a **Bus Tour** on a luxury motor coach with restroom. The bus tour includes visits to Lloyd Bachman's garden in Farmington and five Metro area gardens, plus lunch en route.

You've each been given four bus tour tickets and seven driving tour tickets to sell or purchase for your own use. Each bus tour ticket sells for \$27.00. Each driving tour ticket sells for \$8.00. Additional tickets are available, if you think you can sell more.

Organize a carload of friends, neighbors or relatives to tour the seven gardens on the driving tour, or gather a gang for the bus tour. What a great way to promote the Club and gardening! For more information, additional driving tour tickets or to order bus tour tickets after June 30, please call Burton Deane at 933-1903 or Chet Groger at 835-5785.

Tours in 1992 and 1994 increased MGCM's visibility with the public, and

boosted both membership and enthusiasm within our club. This project is a great way to fulfill two objectives at once—educate people about gardening and horticulture, and help serve the community. Please participate by selling as many tickets as you can!

Auction Results

(continued from page 5)

Other contributors welcome plant shoppers any regular business day.

- **Sam Kedem (roses), Hastings (612) 437-7516**

Sam is moving and getting organized in a brand new nursery location.

- **Dooley Gardens (chrysanthemums), Hutchinson (320) 587-3050**
- **Bachman Garden Centers, everywhere**
Besides many donated plants, the Bachman family gave the auction four hostas named 'Marion Bachman'. Visit them in the lucky bidders' gardens.
- **The Botanical Gardens (dwarf conifers), Chaska (612) 448-3328**
- **Landscape Alternatives (native plants), Roseville (612) 488-3142**
- **Center for Hardy Landscape Plants, University of Minnesota Landscape Arboretum, Chanhassen**

Dr. Harold Pellett again supplied new and unusual plants not yet available in the commercial nursery trade.

Contributions for the prize drawings came from:

- **The Gift Shop at the University of Minnesota Landscape Arboretum—prints and the butterfly house**
- **Edina Hardware on Valley View Road**
- **Klier's Nursery at 59th and Nicollet—garden tools**

All the above contributed to a great evening and a fun way to get just what you needed for your garden

Inside:

Page 2/	Editor's Column Events Calendar
Page 3/	President's Column
Page 4/	April Program Report
Page 5/	Plant Auction Results
Page 6/	Foto Contest Tips
Page 7/	Board Meeting Minutes
Page 8/	Chuck's Chestnut
Page 10/	New Members
Page 11/	Biennial Tour News

MEN'S GARDEN CLUB OF MINNEAPOLIS, INC.

CLUB OFFICERS:

President: Bob Stepan
7717 Riverdale Dr., Brooklyn Park, MN 55444
Vice-President: Maurice Lindblom
5219 Malibu Drive, Edina, MN 55436
Secretary: Mary J. Maynard
4375 Dart Ave. So., St. Louis Park, MN 55424
Treasurer: Howard H. Berg
10107 Lakeview Dr., Minnetonka, MN 55305
Past President: Bob Voigt
4934 Aldrich Ave. So., Minneapolis, MN 55409

DIRECTORS:

Chuck Carlson
1001 Hackman Circle, Fridley, MN 55432
Bill Jepson
13207 Henning Circle, Prior Lake, MN 55372
Henry Orfield
6124 York Ave. So, Edina, MN 55410
Kay Wolfe
2740 Florida Ave. So., Minneapolis, MN 55426

Return to:

The Garden Spray

Men's Garden Club of Minneapolis, Inc.
Andrew J. Marlow, Editor
10700 Minnetonka Boulevard
Hopkins, MN 55305-4404



First Class Mail

FORWARDING AND RETURN
POSTAGE GUARANTEED,
ADDRESS CORRECTION REQUESTED

Howard & Ruth Berg nc
10107 Lakeview Drive
Minnetonka MN 55305