




# The Garden Spray

Bulletin of the Men's Garden Club of Minneapolis, Inc.



Affiliated with The Gardeners of America and the Minnesota State Horticultural Society

August, 2000, Volume 58, Number 8



## This Month's Programs


### August 6, 2000 Members Garden Tour

The Gardens in the Park Tour and tea in the garden.

- Tour starts at 1:30 PM Promptly
- Cost for Bus and Tea \$17.00 per person
- Board bus at Nelson Park/Peter Hobart School parking lot  
(map and details on page 10)

**You must make reservations for the tour**


- See page 11 for promo and reservation form



### August 19-20 Food Flower and Foto Show

- Don't Forget: MGCM's Food, Flower and Foto Show
- Date: Saturday, August 19 and Sunday, August 20
- Location: Snyder Building Auditorium,  
University of Minnesota Landscape Arboretum

Enter Exhibits: Saturday, 7:00 AM - 10:30 AM  
 Judging:: Saturday, 10:30 AM -12:30 PM  
 Viewing: Saturday, 1:00 PM - 4:30 PM  
 Sunday, 11:00 AM - 4:00 PM



Those of you who enter every year know how much fun this is. If you've never entered, there are two options — jump in feet first and bring everything, in your garden or bring in a few things to try and see how you like it. For information, advice, encouragement, call Mary Maynard at 952-926-7506.

## Club Events Preview

August 6-----Sunday Club Tour


August 19-20--- Food Flower & Foto Show

September 12---Dinner Meeting--Chuck Levine

October 10 -----Dinner Meeting--

November 14 --Dinner Meeting-- Orchids by  
Steve Gonzalez, pres. of Orchid Society

December 5 ----Holiday Party



# Editorial Enticements

Chuck Carlson Editor

## New Members

Welcome to the following new members. I have been remiss in listing them in the *Spray*. So I have listed all those previously missed. We hope you find what you want from our garden club. My only advice is to participate in the committees and other events.

- Joe Cassell
- Nancy Bjerke
- Junelle Hanks
- Kae Benda
- Ellyn Hosch
- Joan Weber
- Jim Benda
- Anne Buchanan

We ask the old members seek out and welcome each of these new members. Also the committee chairs should have been notified of their committee interests, so invite them to your meetings.

## Public Tour

Marion, I and our family toured the gardens and were awed and appreciated all of the gardens. I know those who opened their gardens have some trampled grass and put in many hours getting ready. We owe them a debt of gratitude so when you see them at least say thanks. By the way the scholarship fund benefited by about 5000 dollars.

## Food Flower and Foto Show

Just a reminder--Take part in the show and go see it in all its glory. Mary Maynard covered the detail in her column so I won't go into the details.

## Convention Fallout

We had an inspirational speaker who closed the convention. Among his thoughts, he handed out a list of over 100 ways to have a happy and successful life. I will list just a few and in September I will

post the handout at our dinner meeting.

- Work hard
- Make time count
- Be kind
- Complement in public
- Criticize in private
- Encourage someone
- Plant a tree
- Let someone in line
- Wear your seat belt
- Don't die until your dead

## Regional Conference

If you want to have a short vacation and also get a horticultural fix, think about attending the Mid America conference in Johnston Iowa (Des Moines). Our president in his column provides you with the details. Flyers and registration forms will be available at our August events.


## In Conclusion

I know we are all busy but as with everything, we get out what we put in, so my advice is participate, participate, participate. This can be at our club level, the regional level or the national level.

**If a parsley farmer is sued,  
can they garnish his wages?**

**Should vegetarians eat  
animal crackers?**

**What do you do when you  
see an endangered animal  
eating an endangered plant?**



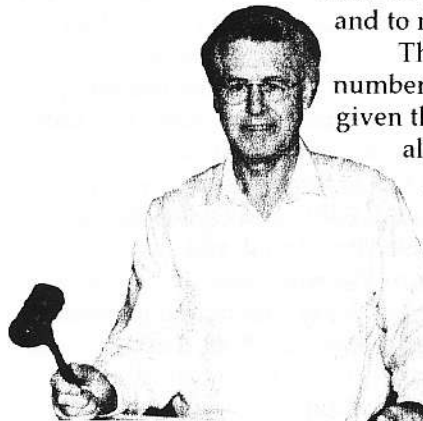
# President's Column

MGCM President *Richie Miller*

## Ritchie's Ramblings

The energetic managing editor of our Garden Spray is once again, prodding me via E-mail to get my article to him yesterday. He told me there's only four more to go. That's probably more of a relief for you than it is for me, and to me it's a big relief.

There are certainly a number of "thanks" to be given this month. Thanks to all the gardeners, monitors, committee members, and others that worked on the Biennial Tour. It was an excellent tour in my opinion and the opinions of many others with whom I discussed it.



*Richie Miller*  
Photo by *Chuck*

The August tour is coming upon us soon, August 6th is the day. Also in August, the Food Flower & Foto Show will be held on the 19th and 20th. Bring some of your plants, produce, or pictures to show. You may win a ribbon for your entry. Best of all, there will be a chance to see some of the finest materials that our club members have to offer and a chance to find their secret to such success.

The Mid-America Region Conference will be held in Johnston, Iowa (A suburb of Des Moines) on Saturday, September 23. The Conference host is the Men's Garden Club of Des Moines.

Advance registration is \$12 per person and they've arranged a \$64 double occupancy rate at The Inn at Merle Hay

for conference attendees. They have a full day planned with four 1 hour presentations and a tour of the National Headquarters and its gardens. The deadline for advance registration is September 13th. If you're interested in attending, please call me at home (763-535-3245) or at work (763-535-4695) so that I can send you a pre-registration form. We don't have a meeting until September 12 which will be too late for advance registration. We really should have some members in attendance at this regional event.

That's enough rambling for today. Have a great summer.



*Are you going to have the largest tomato at the Food Flower & Foto show?*


## Future Board meetings & Locations

**Tuesday, August 1, 7:30 PM**

Board of Directors meeting  
Tim McCauley's house

**Tuesday, September 5, 7:30 PM**

Board of Directors meeting  
Kay Wolfe's house



# MGCM Club News

## Members at Lakewood

By Lynda Carlson

Jackie Overom and Lynda Carlson, participated in the Memorial Day celebration at Lakewood Cemetery, Monday, May 29. They participated as MGCM members and as Master Gardeners. Three thousand people attended this annual event. Each year Lakewood hosts a Memorial Day community celebration.

Festivities were educational and geared toward families. Activities included:

- musical concerts
- exhibits and a slide show about Lakewood's history, art, architecture and gardens
- bus tours of the cemetery
- carriage rides around the oldest section
- refreshments.

This year the theme of the event was Forget Me Not: Symbols of Remembrance. Lakewood offered walking tours that educated visitors on the symbolism of the flowers and monuments found in the cemetery.

Jackie and Lynda answered gardening questions and handed out Extension Service educational materials. About 200 people stopped by to pick up information and talk about gardening.

Bluefire Partners, the public relations firm which coordinated the event, arranged to have some symbolic plant material at their table. A drawing was held at the end of the day and seven lucky winners took home the plants and cut flowers used in the display.

Ronald Gjerde, President of Lakewood Cemetery, sent a thank you letter for their efforts.

## Valley Fair Work Day

By Eldon Hugelen

We gathered by the employees entrance at Valley Fair last June 10th. One thing was evident, the ages of our group was noticeably different than the majority entering to go to work.

Fifteen club members and friends reported for planting duty. Walt Gustafson came with house guests from Sweden. So besides planting multiple flats of red salvias to rock music and distant screams from the Wild Thing and the Power Drop, it was an international event.

At mornings end, I think we had proven that we were worthy of Valley Fair's invitation plus we had fun doing what we know best, gardening. Not only that, the club gets a donation.

I'd like to thank those members who participated: Pattie and Duane Reynolds, Warren Nordley, Jackie and Tim Overum, Wawa June Thorson, Bob Livingston, Walt Muehlegger, Mary Maynard and Ritchie Miller. And of course Walt Gustafson and his Swedish guests, Per, Edith, and Kristina Axxelson.

## Perennial Garden


Work days are August 12, 26; September 9, 13; October 7. Please help out when you can.

## Dinner Flowers

Share some your flowers/ plants for our dinner meeting tables. If you can contact Len Brenny 763-786-5714

**Scatter your fondest wishes  
like flower seeds in the wind,  
and expect to find them later  
all blooming in beautiful ways.**

*Sent by Lois Engleman author unknown*



# Board Meeting Summary

Margaret Hibberd, Secretary

Meeting Date: June 27, 2000  
Present: All Members present  
**Presidents report**

The work day at Valley Fair was a good experience for those who went. The group included three from Sweden who were guests of Walt Gustafson, assorted salvias were planted, and they liked us as workers and we are welcome to come again and earn money for the club.

Related to the just held National Convention in Kansas City: On ideas for paying delegate expenses to the convention, it was asked if the budget should be divided among those attending.

The Board's opinion is that Russ Smith, our official representative, should continue to get all the money as he goes to several meetings a year and only a fraction of his costs are covered by MGCM. Chuck Carlson also attended the convention and sent a letter with the following thoughts. We should forward our scholarship winners up to National. Ritchie will take this to Kent, head of the Scholarship Committee. Youth Gardening is a typical activity for the National Clubs. If there is interest, we could form a committee. We should have a website until at least after the 2001 convention. Chuck will pursue website idea and also sending the Spray by email.

## Vice President's Report

Norm Baker gave an excellent

program on daylilies at the June meeting and we will see his Northstar Nursery in Rogers on July 18.

## Secretary's Report

The June minutes were approved with the amendment that Tim and Ritchie had completed review of the new Handbook, not the new brochure.


## Treasurers Report

It was given and approved.


## Committee Reports

- Calendars—451 sold. 2001 calendars will be picked up in September.
- The Auction and plant sale—The accounting is complete and the profit is \$2725, about \$775 less than last year. The Board likes the new sales tracking procedures implemented for this year and felt this Auction is a great club experience and offers some ideas that might help make more money. (Not that the Board is greedy, but this profit does support most of our club activities which are not covered by our dues). Since the customers in the club are changing in their plant needs, their buying habits should be reviewed. Many do not need flats, so perhaps more of these could be sold by the pack in the Country Store. If there are new plant materials, they should be promoted. Everyone is looking for unique things, especially in perennials. Start talking about plants in February to get list of what people want. There is increasing interest in water plants. And finally all these amazing things should be done without making the auction evening any longer.
- Tours—The Biennial Tour is coming along well with monitor lists filled and bus tour tickets coming in slowly, and the August club tour is ready.
- Perennial Garden— Continues to

(Continued on page 10)



Margaret Hibberd  
Photo by Chuck



# Confessions of a Lazy Gardener

By Mary Maynard



Mary Maynard  
Photo by  
Lloyd Weber

I don't know what it is, about our Food Flower and Foto (FFF) Show and the State Fair Flower Show, that is so much fun. But it is a blast. On the face of it, entering shows would not seem to be a typical Lazy Gardener activity. It requires (1) being prepared a day ahead of time; (2) meticulous attention to details like mud on hostas, insect damage, etc.; (3) getting up at an unbelievable hour of the morning, loading up the car and driving across town in the early dawn hours; and (4) standing on hard concrete floors for a couple hours while situating exhibits for maximum effect.

Maybe one of the reasons it's so fun is that you only have to bring in the good stuff. And the good stuff is probably as good as anyone else's. Nobody needs to know about all those shabby, mildewed, insect-ridden specimens you left in the garden. And it's not all that difficult to arrange horticultural exhibits to display to their advantage once you've tried it a time or two.

So, if you haven't tried entering a show, I urge you to give either our FFF Show or the State Fair Flower Show a try. They're two very different shows, plus the State Fair Show pays out CASH prizes.

\*You need to register in advance for the State Fair Flower Show, usually two weeks before the start of the Show, which is the first Monday of the Fair. Call State Fair Information at 651-642-2217 or Email

[competition@mnstatefair.org](mailto:competition@mnstatefair.org). or write Competition Division, Minnesota State Fair, 1265 Swelling Ave. N., St. Paul, MN 55108. They can send you entry materials and let you know the cutoff dates

Study the show schedule. The show schedule lists the categories of exhibits, and the type and number of specimens in each category. You should have gotten the show schedule for the FFF show at the June club meeting. The show schedule lets you plan what you're going to show, and tells you how many of each specimen you're going to need.


Get entry tags and fill them out ahead of time for FFF (State Fair supplies them on the day of the show). It's best to use a #2 pencil or a waterproof pen, since there's always a lot of water in the setup area. I use a regular ball-point pen. Let me know if you need tags for FFF. I have plenty.

When showing cut flowers, collect them the evening before and store them in a cool place. This will allow flowers to "harden", and shows you which ones would have wilted if you'd waited until the morning to pick them. Always cut one or two more than you need to show, so that you can avoid a crisis if a stem gets bent or the blossom gets crushed.

For vegetables, you can either pick them the day before or in the early morning if you have time. There are some rules about stem lengths, whether or not to leave the leaves on or to have the roots trimmed or left as is. Little things like this will help you win ribbons. If you can get your hands on the MSHS Exhibiting and Judging Handbook, it doesn't hurt to refer to it for your vegetable exhibits. Also, see an editors comment at the end of this article for another source of information.

For both vegetables and flowers, uniformity is important. If you're exhibiting three bell peppers, for instance,

*(Continued on page 9)*



# Grass-Trees

*This came to me via email and a number of people in the club and thought it was worth reprinting since it does have some thoughts about our attitudes. The author is unknown to me. The editor*

This will make you think twice next time you mow your lawn...

God and St. Francis conversing...

"Frank, you know all about gardens and nature. What in the world is going on down there in the USA? What happened to the dandelions, violets, thistle and stuff I started eons ago? I had a perfect, no-maintenance garden plan. Those plants grow in any type of soil, withstand drought and multiply with abandon. The nectar from the long lasting blossoms, attracted butterflies, honeybees, and flocks of songbirds. I expected to see a vast garden of colors by now. But all I see are these green rectangles."

"It's the tribes that settled there, Lord. The Suburbanites. They started calling your flowers 'weeds' and went to great extent to kill them and replace them with grass."

"Grass? But it's so boring. It's not colorful. It doesn't attract butterflies, birds and bees, only grubs and sod worms. It's temperamental with temperatures. Do these Suburbanites really want all that grass growing there?"

"Apparently so, Lord. They go to great pains to grow it and keep it green. They begin each spring by fertilizing grass and poisoning any other plant that crops up in the lawn."

"The spring rains and cool weather probably make grass grow really fast. That must make the Suburbanites happy."

"Apparently not, Lord. As soon as it grows a little, they cut it -sometimes twice a week."

"They cut it? Do they then bale it like hay?"

"Not exactly, Lord. Most of them rake it up and put it in bags."

"They bag it? Why? Is it a cash crop? Do they sell it?"

"No, sir; just the opposite. They pay to throw it away."

"Now let me get this straight. They fertilize grass so it will grow. And when it does grow, they cut it off and pay to throw it away?"

"Yes, sir."

"These Suburbanites must be relieved in the summer when we cut back on the rain and turn up the heat. That surely slows the growth and saves them a lot of work."

"You aren't going to believe this Lord. When the grass stops growing so fast, they drag out hoses and pay more money to water it so they can continue to mow it and pay to get rid of it."

"What nonsense! At least they kept some of the trees. That was a sheer stroke of genius, if I do say so myself. The trees grow leaves in the spring to provide beauty and shade in the summer. In the autumn they fall to the ground and form a natural blanket to keep moisture in the soil and protect the trees and bushes. Plus, as they rot, the leaves form compost to enhance the soil. It's a natural circle of life."

"You better sit down, Lord. The Suburbanites have drawn a new circle. As soon as the leaves fall, they rake them into great piles and have them hauled away."

"No! What do they do to protect the shrub and tree roots in the winter and keep the soil moist and loose?"

"After throwing away your leaves, they go out and buy something they call mulch. They haul it home and spread it around in place of the leaves."

*(Continued on page 10)*



# The Garden Monster

By Junelle Hanks

He lives high in a tree overlooking my garden so he can see what new treats I've planted for him. We do have a difference of opinion as to who this garden belongs to, certainly my spring bulbs are on the top of the list as one of the tastiest treats he has found. Obviously, he chose my tree because there is such a great variety for him.

The first time he moved into the neighborhood he spotted my strawberry patch. He waited patiently for them to ripen. Once and a while he'd come down from his perch to sample them to see if they were ripe enough but none were quite good enough. One morning he saw me examining one that was just about ready to eat- red and juicy but not quite right. When I came home from work anticipating the taste of the first strawberry of the year and there he was!! The monster perched on top of my privacy fence with a big juicy red strawberry in his mouth looking down on me with a look of defiance. I wanted one dead monster but with a twitch of his tail he was gone.

My puppy Mitzie is all most as big as he is, all three pounds of ferocious teeth and high pitch barking, my Yorkie lets me know he's back- he's back- come help- come help! So out I came to defend both puppy and property. Only to find the monster sitting calmly on top of the fence with his newest treat, twitching his tail, challenging us to come and get him.

The neighbors must be worried about my sanity as I pound the fence with the closest stick I can find. But that monster squirrel is defiant and persistent and I think I know who will win.

# Flower Symbolisms

Sent in by Lynda Carlson  
author unknown

- Forget-me-nots: remembrance
- Ivy: remembrance, faithfulness, memory, fidelity
- Calla lily: sympathy
- Sunflower: adoration
- Daisy: innocence
- Pansy: remembrance, meditation
- Violets: modesty, humility, graciousness, affection, faithfulness
- Apple blossom: fame
- Azalea: moderation, temperance
- Pine: eternity and everlasting life
- Lilies: purity, innocence
- Lily of the valley: humility, purity, return of happiness
- Roses: eternal and everlasting love, triumphant love, pride
- Tulips: declaration of love, charity
- Lilacs: versatility
- Morning glories: youth, promise, bonds of love and affection
- Poppies: consolation


## Wanted

Articles for the "Spray".



**There is presently no backlog so do your best to write us an article. If you don't, we may have some very short newsletters.**





## Lazy Gardener

*(Continued from page 6)*

showing three uniform but slightly smaller peppers is better than showing one really outstanding pepper and two others that can't stand up to the comparison.

Cleanliness is important. I still remember one of our judges writing "grooming" on the back of my tag for a lovely hosta leaf — that had more than a little dust in the veins when it got into good light. Try to get dirt and dust off leaves and vegetables without removing any natural luster or tone. For instance, excessive cleaning can remove the glaucous blue coating on some hosta leaves. Not ideal.

One of the bigger challenges is moving things to the site. It's important to protect delicate blooms from being crushed or broken. So things like lilies or hosta blooms should be transported in an upright position. Some folks put a piece of chicken wire over the top of a bucket and tuck stems through the chicken wire, which keeps the flowers upright and helps prevent them touching each other. I did something similar with duct tape (my favorite material) in a crosshatch pattern across the top of a bucket.

But a lot of flowers don't need quite as much care in transport. Margaret Hibberd brings a lot of her flowers in plastic glasses in cardboard drink holders. I have used quart jars spaced carefully within a box. And I depend on at least one well-soaked block of Oasis (floral foam). For many of my smaller things, it's just as easy to stick the stems into Oasis, making sure they're well separated. Works like a charm.

Then you load up your vehicle and drive carefully to the show site. I find my biggest challenge is backing out of our driveway: it's a steep hill down to the


street, and if I'm going to have things tip over, my driveway is the best place for that to happen. Needless to say, sudden stops and starts on the road are not good. Fortunately, you'll be on the road at about 6:30 in the morning, so your cautious driving will not annoy as many people as you'd encounter in rush hour.

When you get there, you can start setting up your exhibits. For vegetables at FFF, it's pretty straightforward: put them on a supplied paper plate, arranging them to best demonstrate their uniformity and cultural perfection. For cut flower exhibits, bottles with water are provided. Remove broken, diseased or insect-damaged leaves, cut stems to the proper length (make stem in proportion to size of bloom), and use styrofoam blocks (provided at FFF, not at State Fair) or other means to inconspicuously secure the stems in the bottle. Generally, you want the exhibit to present its best possible appearance. There should be no foliage below the water level. No artificial coloring, leaf shine, spray, oiling or wiring is allowed. It's hard to describe this process on paper, but it isn't all that difficult in practice.

When your exhibits are ready, attach the entry tags, take them to the display room and place them in the proper location. Locations are labeled. If you can't find the right spot, ask the show supervisor. You can be disqualified if you place your submission in the wrong category. Do not touch or move other exhibits. If you don't have room, find the show supervisor and ask for assistance. You need to have all your exhibits on the display floor by the time judging is scheduled to begin. Late entries will not be accepted.

Then, wait until the judging is completed and go back and see how you

*(Continued on page 10)*



## Lazy Gardener

(Continued From page 9)

did.

I went back through the records for about 10 years, and I couldn't find any entrant who failed to get some ribbons. Chances are, you'll be surprised at how well you did!

Let's face it: if a Lazy Gardener can collect a few ribbons at the show, anybody can!

*Editors note Another information source is a book titled; Horticulture Handbook, how to grow-how to show by the Federated Garden Clubs of Minneapolis Inc.*

## Grass

(Continued from page 7)

"And where do they get this mulch?"

"They cut down trees and grind them up."

"Enough! I don't want to think about this anymore. Saint Catherine, you're in charge of the arts. What movie have you scheduled for us tonight?"

"'Dumb and Dumber,' Lord. It's a real stupid movie about..."

"Never mind I think I just heard the whole story."

## Board Meeting

(Continued from page 5)

need a better turnout. It was suggested that postcards could be sent to those who signed up for specific dates. Remaining August to October dates are: August 12, 26, September 9, 13, October 7

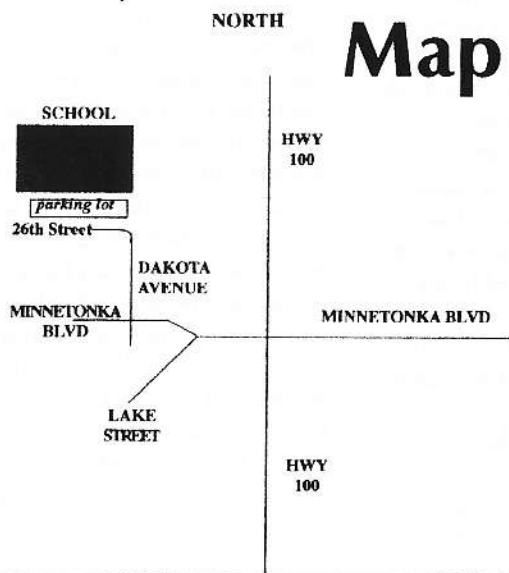
### Old Business

Ritchie and maybe Tim will arrive early for the September meeting to look through our boxes at the church.

### New Business

New members—Ann Buchanan and Jim and Kae Benda were accepted.

Dinner Meetings—The caterers have requested a 25 cent per meal raise starting in September. Board accepted this and will be in the new budget. It will still fit in our \$9.00 charge. The church would like our 2001 meeting dates by September 2000. The Board and others liked the new seating with the tables up front.



## Map for Tour


**Start point: Nelson Park/Peter Hobart School parking lot just east of Peter Hobart School: 26th Street between Dakota and Florida Ave.**

**(Do not park at the Dakota Park shelter, it is reserved for another group.)**

# The Gardens in the Park

*The Sunday Afternoon Members' Garden Tour:*

*August 6, 2000*



This year's members' tour will visit The Gardens in the Park. Although the geographic boundaries of St. Louis Park are clearly defined and the distances between the gardens is small, the gardens themselves (and the motley garden owners) are a wide cross section of gardening interests and personalities.

You will experience the full gamut of plant material and approaches to horticulture.

We will travel to the everything-grows-well-including-a-weed-or-two Botanical Encyclopedia Garden of Mary Maynard (who regularly chronicles her struggles with Mother Nature under the nom dé plume: "The Lazy Gardener").

Then, to a traditional Minnesota Garden (a lively admixture of colorful annuals, classic perennials and tasty vegetables) maintained to perfection with manicured soil and absolutely straight-bordered edges by Don Morganweck—a retired school teacher whose martinet instinct is now focused on his garden.

There will be a shade specialist, Bob Olson with a zillion varieties of hostas and two day lilies.

For the sun worshipers we go to Dave

McKeen's garden. (By the way he took home a fistful of ribbons from the Regional Rose Show and is the heir apparent to Jerry Olson, the Babe Ruth of Rosarians.)

Next on to newcomer Junelle Hank's garden. Her garden probably has the most character—quite a statement in this crowd.

Lastly the *pièce de resistance*. You will visit The Mad Hatter herself, Kay Wolfe, who will host high tea in her eclectic and dynamic ("if you don't like it this week come back next week, it will be entirely different") garden.

Kay is still interviewing applicants from her closely guarded list of upscale and tony caterers, so rest assured that this will be a culinary classic. Bring your trendy appetite and semiformal garden shirts for this unprecedented gala event.

Because of limited space on the bus and at the tables in the gardens only the first fifty members and spouses can be accommodated, so send your checks (made out to the MGCM for \$17 per person) to Junelle Hanks pronto. All reservations must be received by August 1—no exceptions, the Saint Louis Park registrations group is tough (Junelle once worked as the "repo" agent for a used car dealer). Call Junelle or Kay if you have any questions.

*Text By Bob Olson*

*Please fill out, clip and mail with your payment*

Name \_\_\_\_\_ Guest \_\_\_\_\_

Please reserve  place(s) for me Enclose a Check of \$17.00 for each person

I will be riding the bus

I will be driving my self

Number of people eating

Send Reservations to:

**Junelle Hanks**

**3212 Edgewood Ave S**

**St Louis Park MN 55426**

**Junelle's Home phone (evenings only): 952-920-0268**

# MEN'S GARDEN CLUB OF MINNEAPOLIS, INC.

## Inside:

Page 1	Programs
Page 2	Editorial Enticements
Page 3	President's Column
Page 4	Club News
Page 5	Board Meeting Summary
Page 6	Confessions
Page 7	Grass-Trees
Page 8	Monster & Symbolisms
	Wanted
Page 10	Tour Map
Page 11	August Tour
	Tour Reservation Form

## CLUB OFFICERS:

**President:** Ritchie Miller  
4249 Twin Oak Lane, Robbinsdale, MN 55422-1336  
**Vice-President:** Carole Ann Brekke  
709 Rushmore Drive, Burnsville, MN 55306-5161  
**Recording Secretary:** Margaret Hibberd  
1850 Roselawn Ave., Falcon Heights, MN 55113-9622  
**Membership Secretary:** Jackie Overom  
14024 Frontier Lane, Burnsville, MN 55337-4728  
**Treasurer:** Howard Berg  
10107 Lakeview Dr., Minnetonka, MN 55305-2615  
**Past President:** Eldon Hugelen  
7473 West 142nd St., Apple Valley, MN 55124-8584

## DIRECTORS:

Dave Johnson  
5291 Matterhorn Dr., Fridley, MN 55419-1324  
Tim McCauley  
325 West 82nd Street, Chaska, MN 55318-3208  
Kay Wolfe  
2740 Florida Ave. So., St. Louis Park, MN 55426-3330

## THE SPRAY

*The Garden Spray* is published monthly by the Men's Garden Club of Minneapolis, Inc., for its members.

The Men's Garden Club of Minneapolis is a not-for-profit, equal opportunity organization.

Managing Editor & Production Manager-----Chuck Carlson

The committee: Kae Benda Jim Benda Howard Berg Sher Curry Fred Glasoe  
Mary Maynard Robert Olson Jackie Overom Rich Van Sickle John Webb

Return to:

# The Garden Spray

Men's Garden Club of Minneapolis, Inc.

Charles J. Carlson, Managing Editor

1001 Hackman Circle

Fridley, MN 55432-0463

**First Class Mail**

**FORWARDING AND RETURN  
POSTAGE GUARANTEED,  
ADDRESS CORRECTION  
REQUESTED**