




# The Garden Spray

Bulletin of the Men's Garden Club of Minneapolis, Inc.



Affiliated with The Gardeners of America and the Minnesota State Horticultural Society

February 2000 Volume 58, Number 2



## This Month's Program Water Gardening by Soni

You must know by now water gardening is the hottest horticultural endeavor being presently pursued. Come to the February meeting and learn some of the details. Our speaker is Soni Forsman. For those who were on last July's tour saw Soni's and husband Dave's water garden and can appreciate their expertise. Soni is the owner of Water Lilies by Forsman and is also a writer, having written articles titled: Marginal Water Garden Plants, Stars of the Water Garden and Water Lilies. She is an excellent presenter and will have some interesting slides to augment the discussion.

Topics to be covered; Water plants, Care of water plants, How to divide plants, Soil requirements, How to over winter water plants and Container water gardening.



Come on Tuesday, February 8, 2000

Dinner: 6:30 PM Business: 7:00 PM Program: 7:30 PM

Meet at Lake Harriet United Methodist Church 49th and Chowen Avenue South

Cost: \$9.00 if reserved in advance \$10.00 at the door if extra meals are available

Reservations are necessary. Without reservations, meals only if available.  
New permanent list starts in February look for the P on your newsletter label.  
Call in your reservation if you are not on the permanent reservation list.  
See page 11 for reservation and cancellation details.

## Club Events Preview

February 8---Dinner Meeting Water Gardening  
by Soni Forsman

March 21---- Dinner & Dayton-Bachman Flower Show

April 11----- Dinner Meeting-- Garden Photography by  
Lloyd Wittstock and friends

May 9 ----- Dinner, Plant sale & Auction

June 13----- Dinner Meeting--Daylilies by Northstar  
Daylilies

July 8-9----- Weekend Public Garden Tour

August 6----- Sunday Club Tour


August 19&20--- Food Flower & Foto Show

September 12--- Dinner Meeting--Chuck Levine

October 10 ----- Dinner Meeting-- TBD

November 14 -- Dinner Meeting-- TBD

December 5 ----- Holiday Party



# Editorial Enticements

Chuck Carlson Editor

Sher Curry and Marilyn Brummer sent me E-mails with a short article titled "Gardening God's Way". I thought it would be fitting for my editorial. Sher said it was from a book called *Collections and Reconciliations*.

## Gardening God's Way

Plant three rows of peas:

Peace of mind  
Peace of heart  
Peace of soul

Plant four rows of squash:

Squash gossip  
Squash indifference  
Squash grumbling  
Squash selfishness

Plant four rows of lettuce:

Lettuce be faithful  
Lettuce be kind  
Lettuce be obedient  
Lettuce really love one another

No garden is without turnips:

Turnip for meetings  
Turnip for service  
Turnip to help one another

Water freely with patience and cultivate. There is much fruit in your garden because you reap what you sow. To conclude our garden we must have thyme:

Thyme for God  
Thyme for study  
Thyme for prayer

•••

I have always enjoyed a good play on words so, I couldn't resist planting a garden of my own.

## Chuck's Garden

The first thing I planted was an orchard of pears, so I could;

Pear away all prejudices  
Pear away my extra baggage  
Pear away injustice  
Pear away my fears

I like vegetables so I had to plant some beets so I could;

Beet a path to good deeds  
Beet a path to good actions  
Beet a path to good thoughts  
Beet a path to good living  
Beet a path to good works

Then, since peas are my favorite I planted some of these so I could be at;

Peace with myself  
Peace with my family  
Peace with my friends  
Peace with God

We always need some more trees so I planted a few pines so I wouldn't have to;

Pine away for things I can't afford  
Pine away for things I don't need  
Pine away for something impossible  
Pine away for something inevitable

For flowers so I planted Statice. So;

I don't have to keep the statice quo  
I don't have to seek statice


I even added some thyme so I could;

Have thyme for fun  
Have thyme for my family  
Have some free thyme  
Have thyme for my friends  
Have thyme for MGCM  
Have thyme for rest

But, I think it is thyme to quit this and get on to better things. Just remember yew are the one and it's up to yew to get things done. I also think that Kay Wolfe who likes to have tea parties might want to sing—Yew for me and me for Yew and two for tea and tea for yew —.

If you think I am a bit weird just remember what Popeye always said "I yam what I yam that's all that I yam."

God Bless Armeria.  
(America too)




# Presidents Column

MGCM President Richie Miller

## Ritchie's Ramblings

What do gardeners do during January in Minnesota? Many go south to avoid this un-gardening weather. Many scour through the seed catalogs and plan next summer's gÅarden. Others, are growing next summer's garden (at least a part of it) indoors in their garage or basement.



Ritchie Miller  
Photo by Chuck

There are many Mens Garden Club gardeners that are working hard on making our year a successful one. Bob Stepan worked on his presentation on asexual reproduction at the January meeting. Andy Marlow prepared

our directory with the data from Jackie Overom and Howard Berg. Chuck Carlson is working on the Spray every month. Mary Maynard had the first FFF meeting after the January member meeting. Dave Johnson (Fridley) is working on selling the calendars. Howard Berg is treasuring and Ruth is distributing directories. Doug Whitney and Bob Stepan have called a plant auction meeting. Janice Johnson was taking a survey on how you feel about the last Holiday Party and any changes you'd like to see in the next one. Duane Reynolds and his committee are working on the 2001 convention. I'm sure that I've missed several members who are doing important club work this month. Much is being

done during this un-gardening month in Minnesota. I'm certainly not negative on the month of January.

- It's a great month!!
- It's the New Year month
- It's a natural break month in gardening up here in the North Country and I do enjoy our seasons.
- It's the seed catalog review month
- It's garden planning month
- It's MGCM work month and more
- It's what you want to make of it.

There is a lot to be done. Rambling can become habitual. I'll stop now!! See you here next month.



## Future Board Meeting Locations

**Tuesday, February 1, 7:30 PM**

Board of Directors meeting  
Carol Ann Brekke's house

**Tuesday, March 7, 7:30 PM**

Board of Directors meeting  
Margaret Hibberd's house

# Last Month's Program

## Propagation

By Lynda Carlson



Lynda Carlson  
Photo by Chuck

Our modest new Vice President, Carol Ann Brekke, introduced Bob Stepan, the speaker for the evening. Carol Ann piqued our interest when she declared the subject of the presentation too delicate to articulate in mixed company. Bob stepped up to the podium and announced his topic for the evening --- Asexual Propagation! Assured of our full attention, Bob explained that asexual propagation is simply a process for multiplying favorite plants by taking cuttings.

### Preparing Plant Containers

It is essential to use sterile products, including planting mixtures, to reduce the chances of acquiring molds and fungus. All plant containers should be soaked for half an hour in a solution of one part chlorine to nine parts water and then thoroughly rinsed. The sharp blade used to harvest and trim the cuttings should be sterilized also.

### Harvesting and Rooting Cuttings

Cuttings can be taken from healthy garden plants in the fall prior to any frost. Cut a three to four-inch long stem, and then remove all but four leaves. Bob plants the stems in vermiculite but others use combinations of peat, perlite and vermiculite. Dozens of cuttings of different kinds of plants can be planted into one shallow pan. The new leaves and roots will grow from the nodes along the stem. Bob highly recommends using a water soluble fungicide such as Subdue mixed one-fourth teaspoon per five gallons of water. Subdue prevents damping off, a fungus that kills plants overnight

and spreads quickly to other plants. The cuttings of Coleus for instance will be ready to transplant around 2 weeks, others may take longer.

### Transplanting the Rooted Cuttings

Once the cuttings have established their root systems, they may be planted into a 24 or 50-cell tray. Bob suggested options for potting mixtures using a soilless mix such as ProMix BX or Prime Gro or one can mix your own with combinations of coconut hulls, vermiculite and the premixed soilless mixtures.



### Watering and Fertilizing

After transplanting, Bob strongly advocates watering the plants from the bottom. He also recommended letting the water sit overnight to reduce the chlorine content and ensure that the water will be room temperature when it is used. Because the growing mediums are soilless, he waters with a reduced strength 4-14-4 fertilizer. To simplify root watering, Bob sets the cell tray containing the plants into a waterproof plastic tray. Then, the waterproof tray is set into another tray for protection. To water carefully lift the cells pouring the water and fertilizer into the waterproof tray. The plants should be ready for harvesting more cuttings or transplanting into the garden after two weeks.

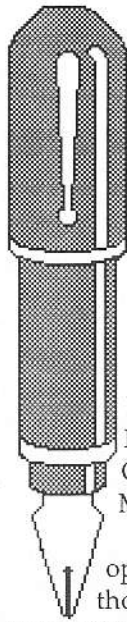

### Lighting Requirements

Bob showed slides of his impressive two-layer bench with adjustable lighting system. He uses 40-watt cool-white fluorescent bulbs for a lighting source. The cuttings need about 14 hours of light per day to establish roots. The transplants need 12-16 hours per day depending on how quickly you want them to grow. Fourteen to sixteen hours of light are necessary for plants to bloom.

We thank Bob for sharing an educational and entertaining program.



Bob Stepan  
Photo by Ted Olson




# Board Meeting Summary

Margaret Hibberd, Secretary

Meeting Date: January 4, 2000  
Present; Howard Berg, Carole Ann Brekke, Eldon Hugelen, Dave Johnson (Fridley), Tim McCauley, Ritchie Miller, Jackie Overom, Kay Wolfe. Absent: Margaret Hibberd.

President Ritchie Miller opened the meeting and shared thoughts and goals for the next year. New board meeting format will include times for agenda topics. All committees have chairs. A list of board meeting locations and dates was distributed. Ritchie said this is a marvelous club. We each pay dues at \$47 of which only \$10 goes to our local club. Out of that the Spray costs \$16 per member, and we give away (contributions to horticultural



Margaret Hibberd  
Photo by Chuck

organizations) \$10 per member plus we raise all the extra money ourselves!

## Reports

- Secretary's and treasurer's reports were approved as presented.
- The 1999 treasurer's reports are ready for the auditor.
- Vice President Carole Ann has almost all programs planned.

## Committee Reports

### Calendars

- Dave reported, calendar sales have a net of \$820, compared to \$995 in 1998. 428 calendars have been sold so far, compared to 502 in 1998. Only 70-75 or 60% of the membership

have bought calendars.

### Membership

- Jackie reported 125 members for 2000 and is updating name badges.
- Kay is producing the membership handbook which will contain the bylaws, officer duties and committee descriptions.

### Old Business

- A motion to update and reprint the MGCM tri-fold brochure and new member applications was approved

### New Business

- Selling calendars remaining after the January meeting at \$2 each was approved.
- Kay, Eldon and Tim will study ideas on how to create contacts for new and rookie gardeners.

## Directory

Did you pick up your 2000 directory at the January meeting? If not, find them attached to this Spray. Below are a few corrections. If there are others let Chuck know and they will be noted in the next *Spray*.

### Directory Corrections

Club officers listing should be corrected such that; the Recording Secretary is Margaret Hibberd and the Membership Secretary is Jackie Overom.

Marilyn Brummer's E-mail is:

marilynjean@uswest.net

Sher Curry's home phone is:

612-537-7071

Lee Gilligan should have a winter address only.

Maurice Lindblom's E-mail is:


mlindblm@famprac.umn.edu

Walt Muehlegger's phone is:

651-322-7934

John Webb's E-mail is:

Johnw@Northerngardener.org



# Confessions of a Lazy Gardener

By Mary Maynard



Mary M  
Photo by  
Chuck

Well, here it is winter again — a time for us lazy folks to take a break and make long lists of things to do next summer. Which probably won't get done, but that's another topic. And, we need to keep our indoor plants alive through the winter.

Many non-lazy gardeners have wonderful indoor gardens. Think of Russ Smith and his greenhouse full of orchids, or all the great plants in Dave Johnson's house. Or the many gardeners who propagate impatiens and coleus under lights all winter.


I think it's great. But I have no plans to emulate them in the near future.

Here are a few guidelines for the aspiring Lazy Gardener:

1. Don't worry about over-watering. The truly lazy gardener does not water often enough, and has never killed a plant by giving it too much water. So plant selection is important. If something needs to be kept "evenly moist", don't bring it home from the garden store. Why add to the "Houseplants I Have Killed" list?
2. Location is important. If you want to limit the number of indoor plants, select a house where all the windows are directly above radiators or furnace vents. That way, plants can either have good light and bake to death, or be comfortably cool and die in the dark.

3. Don't worry about plants getting too big. It probably won't happen. If it does, have your cat or dog knock plants over once in a while, and some of that bothersome extra growth will probably break off. Small children can also assist if needed.
4. Don't be so sure that cacti are the answer. I have several varieties on the aforementioned "Houseplants I Have Killed" list. It should be easy, but there must be more to keeping them alive than it seems. (I'm planning to consult with Ted Olson one of these days. He has a great cactus collection.)
5. If you're buying new houseplants, accept the fact that they will never again look as good as they did the day they left the store.
6. Think about being cruel and heartless. Throw those old poinsettias out. Don't keep something just because you've had it since you were a sophomore in college.
7. Keep an eye out for insects, especially spider mites. Spider mites seem to enjoy the arid conditions encountered in the Lazy Gardener's houseplant collection. If you find them — and it isn't already too late — I advise resorting to foul-smelling insecticides immediately. Yes, I know that many people advocate using sharp streams of water or insecticidal soap to get rid of spider mites, but that requires diligence and perseverance, neither of which are prominent features of my gardening temperament.
8. Fertilizing is something other gardeners do. This requires remembering; (a) to buy fertilizer; (b) to use it; (c) how to use it; (d) where you put it. Way too many steps!

*(Continued on page 10)*



# Butchart Gardens Vancouver Island British Columbia

By Sher Curry

I had a wonderful opportunity to see the Butchart Gardens in British Columbia last fall.

## On the Way

We drove to Vancouver from Washington State after seeing Mount Rainier. I toured the Peace Arch Garden on the US/British Columbia border and it was a stop well worth the time. Free

parking and a no charge garden tour! They had wonderful sculptures along with great botanical displays. One of my favorites was seeing what a Fuchsia could do as a perennial. They grow like bushes.

Both the US and Canadian flags were done up in annuals in the respective countries and the history of the arch and garden was very fascinating.

After that stop, up north we headed to British Columbia and Vancouver. From Vancouver we took a super fancy ferry to cross between many small islands and dock in Sidney on Vancouver Island. We stayed at a motel in Sidney overlooking the ocean and the United States. I caught some awesome photos of the sunrise with Mount Baker in the background.

## At Butchart Gardens

It was September twenty-third when I toured Butchart Gardens and a glorious day it was. The weather was absolutely fabulous! The gardens were amazing and covered fifty acres. You start out on a perennial walk that passes the begonia bower. Up until 1939, the bower was an aviary for Mr. Butchart's ornamental

birds.

## The Sunken Gardens

Then I headed upwards to the overlook area of the Sunken Gardens. The view was breathtaking. This magnificent garden was once the limestone quarry that supplied Mr. Butchart's cement plant. Some of the deciduous trees had put on their autumn colored coats and contrasted nicely with the conifers and the lush green lawn areas. In the midst of the Sunken Garden stands a huge berm (or should I say small hill?) with a winding staircase and a wonderful tree on top. The name of this tree is *Arbutus menziesii* (Common Name: Madrona) Everything was immaculate and there were maintenance gardeners around, busy dead heading and primping and pruning. I am sure Patti Weber was impressed! She and Lloyd were there a week before me.

## The Ross Fountain

The fountain was beyond description and definitely was my favorite spot. It is a gigantic fountain that has a lot of movement and different appearances. This fountain was created in 1964 to mark the sixtieth anniversary of The Butchart Gardens. It is in a mountain pool and a must photo shoot. Some of the fountains patterns spray as high as 100 feet in the air. A video camera would have been ideal for the gardens and especially for the fountain. I was so impressed I purchased an ice cream cone and sat and watched it for twenty more minutes. In the evening the fountain, along with all of the gardens are lit with colored lights, a dramatic effect!


## The Rose Garden

There is a beautiful formal Rose Garden with rounded pathways and inviting places to sit and enjoy the scenery and smells. Many of the roses are marked with their origin and the year they were

*(Continued on page 8)*



Sher Curry



## Butchart Gardens

*(Continued from page 7)*

selected by the American Rose Society. There is a superb fountain of the Three Sturgeons (Not the Three Stooges) that is cast in bronze, made in Florence, Italy, by the famous sculptor of animals, Sirio Tofanari.

### The Japanese Garden

The Japanese Garden is a non-traditional garden started in 1906 by Mrs. Butchart with the expert assistance of a Japanese landscaper, Isaburo Kisheda. This garden is lush and filled with many different conifers, water plants, ponds, fountains, oriental sculptures, and other delights. There is a wharf entrance for visitors arriving by boat or float plane located at the bottom of this garden. There just happens to be a handy area cut out of a hedge where one can capture an intriguing photo of Butchart Cove through the greenery. Yes, I did get one that turned out mighty nice.

### The Star Pond

After enjoying some peaceful time in the Japanese Gardens I went to see the Star Pond which was originally designed for Mr. Butchart's collection of ornamental ducks. It is very geometric and appealing but hard to capture on film.

### The Epilogue

There are so many wonderful things to see and enjoy. The dahlia collection was incredible and I did use quite a bit of film there. Photos cannot do the garden justice; you must go there to get the true and spectacular awesomeness of this garden. Another thing that was fun is being with so many different people from so many different countries. It was fun just to exchange a smile and know they were having a pleasant time also. I had lunch in the Blue Poppy Restaurant, which was airy and light and very garden like. I wish I had been able to see their blue poppies in

bloom. I do recommend visiting the gardens in September, as the crowds were minimal, the weather was great and the color spectacular. I could not have asked for a better day for my visit and I hope you get a chance to go there. You won't be disappointed.

## At the Arboretum

### 2000 February Classes


For more information, please call 612-443-2460, ext... 4 or E-mail: [shirley@arboretum.umn.edu](mailto:shirley@arboretum.umn.edu)

- Designing Your Perennial Garden; Saturday, February 5, 10 AM to 12 noon Diane Klausner instructor
- Landscaping for Wildlife; Saturday, February 5 (at Arboretum) or Saturday, February 19 (at Dodge Nature Center) 1-3 PM, L. Peter MacDonagh instructor
- Fatal Flowers: Toxic Plants in the Landscape; Saturday, February 12, 1-3 PM Beth Jarvis instructor
- The Scented Garden; Wednesday, February 16, 10 AM to 12 noon Esther Filson instructor
- Natural Handcrafted Soaps; Wednesday, February 23, 1-4 PM, Deb Delmore instructor
- Willow Towers for the Garden; Saturday, February 26, 10 AM to 12 noon, Lee Zieke & Lindsay Lee instructors
- Creating Willow Towers Workshop; Saturday, February 26, 1-3 PM, Lee Zieke & Lindsay Lee instructors

### Awards

Arboretum received awards for the Plant Information Online, an internet subscription service and an award for its website. Also received was a landscape award for the Spring Peeper Meadow.






# Book Review --Grasses

By Henry Orfield

I recently purchased a wonderful new book. It is *The Color Encyclopedia of Ornamental Grasses* written by Rick Darke and published by Timber Press.



Henry Orfield

Darke has studied and photographed grasses in gardens and native landscapes, around the world, for more than 20 years. This book includes the best 500 photographs from his collection. He offers stunning examples of how grasses can be used to complement and contrast with other perennials, bulbs, and various woody plants; or be integrated with water features. I particularly like the illustrated encyclopedia covering grasses, sedges, rushes, restios, cat-tails, and bamboo.

This book is invaluable to anyone seeking to extend their knowledge of these beautiful and useful plants. I recommend it highly.

## TGOA/MGCA NEWS

### 1999 Directors Report

TGOA/MGCA Director for the Mid-America region, Russ Smith reports the following:

- The 1999 convention at Green Bay was attended by some over 300, of which 38 were from our region. It was a good convention and enjoyed by all. The next convention will be in Kansas City.

- Regional meetings in 1999 were held in Mason City and Minneapolis. Two are being planned for 2000.
- A directors meeting was held in November at Spartanburg SC. The budget for 2000 was presented and indicated a short fall. Ways to remedy this are as follows:
  - Sale of Membership caps to Life Members.
  - A booster program for contributions.
  - A dues increase, including life membership. This will be a convention decision.
- Another convention vote will be on the return to delegate voting.

## At MSHS


### February Classes

A number of classes are available in February at the Minnesota State Horticultural Society. Check their web site [www.northerngardener.org](http://www.northerngardener.org) or their magazine for details.

- February 8 Seed Starting-Peter Ascher instructor.
- February 10 Plant Combinations and Companions-Anne Pink instructor.
- February 22 Horticultural Writer's Workshop-Cliff Johnson instructor.
- February 24 Perennials for the Rock and Small Garden-Duane Reynolds instructor.
- February 26 Greening Conference-Sponsored by MSHS and Minnesota Green

### Volunteers needed

Volunteers needed for the Minnesota Home and Patio Show (February 17-20) in St Paul, and for The Minneapolis Home and Garden Show (March 1-5). Call John Webb at 651-643-3601 to sign up.



# Catching Flies

By Chuck Carlson

Do you have fruit flies or other flying creatures? Fruit flies can be captured with those drink containers you get from the fast food places. Just use the containers as shown by figure 1. Make sure you have the straw above the liquid. Just discard the cup after a few days. Those other flying creatures especially those around the plants growing in peat can be captured by placing, small yellow plastic cups or plates which have been coated with 'Tanglefoot' or a sticky grease, in the area where they fly around. This way you don't have to use any chemicals inside the house.

But remember, not all chemicals are bad. "Without hydrogen and oxygen, for example, there would be no way to make water, a vital ingredient of beer". A quote by Dave Burry.

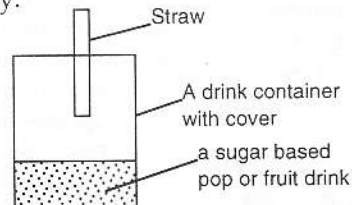


Figure 1

# Snow Slippage

Prepare your snow shovel for the next snow fall with a coat of floor wax. Not only will the snow slip from the shovel, it will also keep it from rusting. Maybe it will also work for the snow blower so you won't have any of those snow blocks in the blower chute. If you have a blockage, keep your hands out of the chute unless you turn off the engine.

# LPDC

Club members are involved in the capitol campaign for the Landscape Plant Development Center (LPDC). Howard Berg, Ruth Berg, Bob Voigt, and Mavis Voigt all have agreed to be part of the campaign. Howard as the chairman, Ruth as the secretary, Bob as the fund-raising counsel with Mavis providing publicity.

As you know Harold Pellett is the center's Executive Director. His offices are on the Minnesota's Landscape Arboretum grounds.


The main purpose of the center is to develop landscape plants that are tolerant of insects, diseases and environmental stresses. The most recognizable product the center has developed is the "lights" series of Azaleas. A number of us toured the facility last year and saw the new Azaleas in development. A sight to behold. Many more plants from trees to roses are also in the development stages.

# Confessions Cont.

(Continued from page 6)

9. Repotting is also something that's not done too often. Although it's surprising how well plants will do with a little more room.
10. If at all possible, take all your houseplants outdoors for the summer. They'll do remarkably well in a cool, somewhat shaded area — much better than in the hot sun indoors.

Despite everything, some things don't die. Here's a list of my current houseplants, all of which are old veterans: Nephthytis (2 varieties), Golden Pothos, Grape-leaved ivy, miniature Schefflera; regular Schefflera, variegated Hibiscus, and one hothouse Azalea that has inexplicably survived for seven years. It is possible and I don't know why.



# Club Announcements

## Spray Correction

Last month's Spray listed on page 1 that the FFF was held on August 26-27, it should have read August 19 & 20.

## Permanent Reservation List

A reminder February starts a new year for permanent reservations. Check your mailing label

## Let the Sun Shine

George McCollough had a stay in the hospital for a heart condition. Is now back at home. We wish him well in his recovery. We also hope Phil Peterson is on the mend and is feeling better. By the way Phil had his 90th birthday on January 22. Happy Birthday. Janet Smith had back surgery and we wish her success and a speedy recovery.

## Plan Ahead for FFF

The seed catalogs are coming in droves. Look them over and decide which variety will win the ribbon for the Flower Food and Foto show's national award.

This year the flower is the Begonia (fibrous or tuberous) and the vegetable is the Cucumber. It is your chance for Fame and Fortune at the Flower Food and Foto Show ( FF @ FFF ).

## Clearance Sale

We have an overstock of 2000 calenders. Starting February 1, 2000 the remaining stock of calendars will be on sale at a 50% reduction. Compare our new low price of \$2.00. Remember all proceeds go into the clubs general fund. Contact Dave Johnson (Fridley) or call him at 612-571-2713. The best calendar deal in town with exceptional horticultural photos.



## Scholarships

The Men's Garden Club of Minneapolis (MGCM) will be awarding scholarships to students of horticulture in 2000. Over the last nine years we have awarded a total of \$25,000.00. These scholarships are awarded to residents of and who attend school in Minnesota. Application forms are available from the scholarship committee or call Kent Petterson (612-332-1821). Club members are urged to pass the word to relatives, friends or any other possible recipients. The deadline for the application is May 1, 2000.

# Dinner meeting



# Reservation Policy

Call Mary Maynard to make your reservation or to adjust the permanent list. Check your mailing label. If it has a "p" or "pp" (one or two reservations) you are on the permanent list. If there is no "p" on your label, you are not on the permanent reservation list and must notify Mary Maynard by Friday, February 4 to be assured a place at dinner. If you are on the permanent list and will not attend, you must notify Mary by the same deadline or risk being responsible for the cost of your dinner. Mary can be reached at 612-926-7506. Leave a message on her voice mail if you can't reach her in person or send her an e-mail at [mary.j.maynard@healthpartners.com](mailto:mary.j.maynard@healthpartners.com). If you have reserved a dinner and on Monday or Tuesday you have an emergency where you find you can't attend, call Howard Berg. If the reservation can be sold to latecomers or drop-ins, you will not be billed.

# MEN'S GARDEN CLUB OF MINNEAPOLIS, INC.

## Inside:

Page 1	Programs
Page 2	Editor's Enticements
Page 3	President's Column
	Board Meeting Location
Page 4	Last Month's Program Report
Page 5	Board Meeting Summary
	Directory Changes
Page 6	Confessions
Page 7	Butchart Gardens
Page 8	At the Arb
Page 9	Directors Report & At MSHS
	Book Review-Grasses
Page 10	Catching Flies & LPDC
Page 11	Club Announcements
	Reservation Policy

## CLUB OFFICERS:

**President:** Ritchie Miller  
4249 Twin Oak Lane, Robbinsdale, MN 55422-1336  
**Vice-President:** Carole Ann Brekke  
709 Rushmore Drive, Burnsville, MN 55306-5161  
**Recording Secretary:** Margaret Hibberd  
1850 Roselawn Ave., Falcon Heights, MN 55113-9622  
**Membership Secretary:** Jackie Overom  
14024 Frontier Lane, Burnsville, MN 55337-4728  
**Treasurer:** Howard H. Berg  
10107 Lakeview Dr., Minnetonka, MN 55305-2615  
**Past President:** Eldon Hugelen  
7473 West 142nd St., Apple Valley, MN 55124-8584

## DIRECTORS:

Dave W. Johnson  
5291 Matterhorn Dr., Fridley, MN 55419-1324  
Tim McCauley  
325 West 82nd Street, Chaska, MN 55318-3208  
Kay Wolfe  
2740 Florida Ave. So., St Louis Park, MN 55426-3330

## THE SPRAY

*The Garden Spray* is published monthly by the Men's Garden Club of Minneapolis, Inc., for its members.

The Men's Garden Club of Minneapolis is a not-for-profit, equal opportunity organization.

Managing Editor & Production Manager-----Chuck Carlson

The committee: Howard. Berg      Sher Curry      Fred Glasoe      Mary Maynard  
Robert Olson      Jackie Overom      Rich Van Sickle      John Webb

Return to:

# The Garden Spray

Men's Garden Club of Minneapolis, Inc.  
Charles J. Carlson, Managing Editor  
1001 Hackman Circle  
Fridley, MN 55432-0463

**First Class Mail**

**FORWARDING AND RETURN  
POSTAGE GUARANTEED,  
ADDRESS CORRECTION  
REQUESTED**